



FINANCE COMMITTEE AGENDA

This meeting will be conducted via Zoom

DATE: January 26, 2021

TIME: 4:30 p.m.

LOCATION: Zoom

Join Zoom Meeting:

<https://zoom.us/j/97072068332?pwd=SEJaUmw3U2FHby9mcnpsOWFJbEVOUT09>

Join by Phone: 312 626 6799 US

Meeting ID: 970 7206 8332

Passcode: 562805

- 1) CALL TO ORDER
- 2) ATTENDANCE
- 3) APPROVAL OF ELECTRONIC MEETING

In order to comply with the technical aspects of the Governor's Executive Order regarding holding open meetings in a forum other than in the open and in public, the Finance Committee determines that meeting electronically is necessary to protect the health, safety, and welfare of its citizens due to the COVID-19 outbreak.

- 4) ADOPTION OF MINUTES: November 24, December 29
- 5) DEPARTMENT REPORTS

1. PURCHASING *Camille Thomas*

- a) Report of bids
- b) Report of award of professional service contracts
 - Municipal Properties - CDE Substation Survey at the Exit 8 Athletic Complex from McKay-Burchett & Co. in the amount of \$6,300.00. This expense will be reimbursed by CDE.
 -
 - Municipal Properties - Appraisal of the southern end of the Athletic Complex (approx. 140 acres) and a section of the north end (approx. 3 acres) from Mark Young Real Estate Appraisals in the amount of \$2,600.00.
 -
 - Municipal Properties - Survey for the proposed Hazelwood Regional Recreation Center property from McKay-Burchett & Co. in the amount of \$2,750.00.
 -
 - Municipal Properties - Legal description and drawing of the southern (142 acres) of the Athletic Complex and the 100 ft. utility easement on the northern end from McKay-Burchett & Co. in the amount of \$3,100.00.
 -
 - Municipal Properties - Appraisal of the proposed Hazelwood Regional Recreation Center property from Mark Young Real Estate Appraisals in the amount of \$1,000.00.
 -
 - G&W - Design and preparation of construction documents for new thermal dryer equipment from Hazen & Sawyer in the amount of \$1,164,106.00.
 -
 - G&W - Fee increase for the flow monitoring services provided by ADS Environmental Services in the amount of \$58,200.00 for a total cost of \$174,600.00.
 -
 - G&W - Fee increase for the relocation of utilities on Rossview Road from TTL, Inc. (formally DBS & Associates) in the amount of \$50,427.28 for a total of \$241,953.59.
 -
 - Fire Dept. - CFR Burn Building Remediation services from ECS Southeast, LLP in the amount of \$1,344.00.
 -
 - Purchasing - Land closing for 1019 Main Street from Cunningham, Mitchell & Rocconi. There is no cost to the city.
 -
 - City Garage - Design, architectural and mechanical engineering services for the old Perkins & Miller building from Vision Architects in the amount of \$12,200.00.
- c) Report of sales of surplus property on *GovDeals.com* \$12,200.00.

2. GENERAL FUND

- a) Monthly report *Laurie Matta*

3. DEPARTMENT OF ELECTRICITY

- a) Monthly reports *David Johns, Christy Batts*

4. CITY ATTORNEY

- a) Report of legal expenditures *Lance Baker*

- Burr Forman, TN River Keepers v. City - \$1,817.00
- Bradley Arant, Jeff Robinson v. City - \$4,106.90
- Bradley Arant, Kimberly Black v. City - \$1,814.49
- Bradley Arant, Employment Matters - \$2,905.00

6) COMMITTEE ACTION

No items were submitted for committee action.

7) CITY COUNCIL ACTION

No items were submitted for City Council action.

8) PUBLIC COMMENTS

None.

9) ADJOURNMENT



FINANCE COMMITTEE NOVEMBER 24, 2020 MINUTES

CALL TO ORDER

The regular monthly meeting of the City of Clarksville Finance Committee was called to order by Chairman Jeff Burkhart on Tuesday, November 24, 2020, at 3:30 p.m. in the City Hall Conference Room, 1 Public Square, Clarksville, Tennessee.

ATTENDANCE

IN PERSON: Jeff Burkhart, Tim Chandler, Valerie Guzman

VIA ZOOM: Jeff Henley, Stacey Streetman

APPROVAL OF ELECTRONIC MEETING

In order to comply with the technical aspects of the Governor's Executive Order regarding holding open meetings in a forum other than in the open and in public, the Finance Committee determines that meeting electronically is necessary to protect the health, safety, and welfare of its citizens due to the COVID-19 outbreak.

Councilman Chandler made a motion to approve the electronic meeting. The motion was seconded by Councilwoman Guzman. The following vote was recorded:

AYE: Chandler, Guzman, Streetman

Councilman Henley did not respond to this vote. The motion to approve the electronic meeting passed.

ADOPTION OF MINUTES

Councilwoman Guzman made a motion to adopt the October 27th minutes as presented. The motion was seconded by Councilman Chandler. The following vote was recorded:

AYE: Chandler, Guzman, Streetman

Councilman Henley did not respond to this vote. The motion to adopt the minutes of October 27 passed.

PURCHASING DEPARTMENT REPORT

Director of Purchasing Camille Thomas presented the monthly bid summary and reported award of the following professional service contracts:

- Gas & Water - Ringgold Road Equalization, Ringgold Creek Force Main and the Sherwood Forest Lift Station Improvements & Force Main from AECOM Technical Services, Inc. in the total amount of \$2,640,600.00.
- Housing & Community Development - Fair Housing Training from the Fair Housing Center in the amount of \$6,500.00.
- Fire Rescue - Master Site Plan for Station #1 from McKay-Burchett & Company in the amount of \$4,500.00.

Ms. Thomas reported sales of surplus property on GovDeals in the amount of \$6,307.00 during October.

GENERAL FUND REPORT

Chief Financial Officer Laurie Matta said expenditures were exceeding revenues by \$2.6 million which was normal until property tax payments begin and noted tax bills had been mailed later than usual. She said the City had collected 22.3% more in revenues compared to the same period the previous year. The Local Option Sales Taxes funded \$1.6 million for the General Fund, \$78,434 million for the Road Fund, and \$5 million for schools. Year-to-date department spending was under budget at \$5.3 million less than FY20 and capital project spending totalled \$4.3 million of \$38.2 million invested. Ms. Matta reported the current Fund Balance at \$24.2 million or 21.5% of budgeted expenditures and said opportunities for COVID-19 grants were constantly changing.

Councilman Chandler expressed appreciation to Ms. Matta and the staff of the Finance Department for their excellent management of city funds.

DEPARTMENT OF ELECTRICITY REPORT

CDE Chief Financial Officer David Johns said the Broadband Division cash balance had increased by \$300,000 and the retained earnings totalled almost \$2 million as compared to \$1.5 million one year ago. Broadband operating revenues were \$2 million with the cost of programming just under \$700,000 with a net income of \$467,000. Christy Batts said growth during October yielded a 123 net customer gain with a 145 net gain for internet and 11 net gain for phone service. She noted a 6% gain over the previous year.

Mr. Johns said the electric plant increased \$3 million for the month. Year-to-date earnings for the Electric Division totalled \$6.68 million with a total operating revenue of just under \$12 million. He said power usage was approximately 15% less than the previous month. The Electric Division net income was \$1.1 million.

CITY ATTORNEY REPORT

City Attorney Lance Baker reported payment of the following legal expenditures:

- Klein Solomon Mills-Ethics Complaint matter - \$16,517.50 (two months)
- Burr Forman - TN River Keepers v. City - \$3,950.00
- Bradley Arant - Jeff Robinson v. City - \$15,512.77
- Bradley Arant - Kimberly Black v. City - \$6,657.67

EMPLOYEE PAY PLAN

Councillady Guzman made a motion to approve the 2021 Employee Pay Tables with effective dates of January 1, 2021 for City General and Gas & Water, and March 27, 2021 for Fire Rescue and Police. The motion was seconded by Councilman Chandler. Councilman Chandler stated his intent to abstain because of relatives who are city employees. Councillady Guzman stated she would vote in support of the plan, but noted she does not benefit from a relative's city employment. The following vote was recorded:

AYE: Burkhardt, Guzman, Streetman

ABSTAIN: Chandler

Councilman Henley did not respond to this vote. The motion to approve the pay tables passed.

BANKING SERVICES

RESOLUTION 38-2020-21 Recommending banking services contracts under reevaluation as required by State Law

Chief Financial Officer Laurie Matta this resolution confirms the City's reevaluation of current banking services as now required by State Law. She said she will recommend renewing contracts with Legends Bank and US Bank prior to their expiration in 2021. Councillady Guzman made a motion to forward this resolution to the City Council with a recommendation of approval. The motion was seconded by Councilman Chandler. The following vote was recorded:

AYE: Burkhardt, Chandler, Guzman, Henley

ABSTAIN: Streetman

RESOLUTION 39-2020-21 Declaring intent to reimburse \$40,000,000 for certain project expenditures with proceeds of general obligation bonds, notes, or other debt obligations

Ms. Matta said this reimbursement would cover capital projects approved in the FY21 Budget and noted City Council approval would be required to draw funds. Councilman Chandler made a motion to forward this resolution to the City

Council with a recommendation of approval. The motion was seconded by Council lady Guzman. The following vote was recorded:

AYE: Chandler, Guzman, Henley, Streetman

The motion to forward this resolution to the City Council with a recommendation of approval passed.

POLICE

RESOLUTION 35-2020-21 Authorizing a memorandum of understanding with the Tennessee Bureau of Investigation relative to the Mobile Identification Device Policy

Police Chief David Crockarell said this agreement would allow the Clarksville Police Department to access the TBI fingerprint portal for victims of homicide. Councilman Chandler made a motion to forward this resolution to the City Council with a recommendation of approval. The motion was seconded by Council lady Guzman. The following vote was recorded:

AYE: Chandler, Guzman, Henley, Streetman

The motion to forward this resolution to the City Council with a recommendation of approval passed.

RESOLUTION 36-2020-21 Authorizing a mutual aid agreement with Austin Peay State University for police services

Councilman Henley said this agreement was being renewed in conjunction with the change in leadership of the APSU Police Department and the Clarksville Police Department. Council lady Guzman made a motion to forward this resolution to the City Council with a recommendation of approval. The motion was seconded by Councilman Chandler. The following vote was recorded:

AYE: Chandler, Guzman, Henley, Streetman

The motion to forward this resolution to the City Council with a recommendation of approval passed.

ROXY THEATER

RESOLUTION 40-2020-21 Approving a lease with the Roxy Regional Theater

Mayor Pitts said this lease was modeled after the lease the City has with the Custom House Museum and that once purchased, the City will maintain the exterior of the building and the Roxy would be responsible for maintaining the interior. He said the historic facade will be retained. Council lady Guzman made a motion to forward this resolution to the City Council with a recommendation of approval. The motion was seconded by Councilman Chandler. The following vote was recorded:

AYE: Chandler, Guzman, Henley, Streetman

The motion to forward this resolution to the City Council with a recommendation of approval passed.

SECURITY OFFICER AUTHORITY

ORDINANCE 49-2020-21 (First Reading) Amending the Official Code relative citations for city code violation of miscellaneous offences

Health & Safety Director Wes Golden said the Loss Prevention Officers currently provide security for City Hall, CTS, Gas & Water, and some parks. Councilman Chandler expressed concern about the officers becoming involved in alcohol-related incidents. Councilman Burkhart was concerned about the officers' safety. Mr. Baker said they would be allowed to issue citations to violators of specific offenses, but they would not be authorized to arrest anyone. Councilman Burkhart made a motion to refer this ordinance to the Public Safety Committee. The motion was seconded by Councilman Chandler. Councilman Henley said the committee would meet November 30 to review this ordinance. The following vote was recorded:

AYE: Chandler, Guzman, Henley

NOTE: Councilwoman Streetman was not available for this vote.

The motion to refer this ordinance to the Public Safety Committee passed.

PUBLIC COMMENTS

There were no public comments.

ADJOURNMENT

The meeting was adjourned at 4:22 p.m.



FINANCE COMMITTEE DECEMBER 29, 2020

MINUTES

The regular monthly meeting of the City of Clarksville Finance Committee originally scheduled for Thursday, December 29, 2020, was cancelled; there were no department items submitted for consideration by the committee.

CDE Lightband
Rolling 4 month Balance Sheet - Broadband Division
December 31, 2020

	<u>12/31/19</u>	<u>% Change</u>	<u>12/31/20</u>	<u>11/30/20</u>	<u>10/31/20</u>	<u>9/30/20</u>
Assets						
Current Assets:						
Cash -Operating Account	\$ 5,782,103.72	-9.13%	\$ 5,254,139.95	\$ 5,256,167.33	\$ 4,872,419.06	\$ 4,577,011.77
Accounts Receivable:						
Subscribers, less allowance	1,457,895.08	0.48%	1,464,893.94	1,660,927.63	1,618,867.31	1,595,837.17
Other	31,626.26	65.72%	52,412.22	62,863.94	70,937.61	79,152.53
Temporary advances - Electric	2,111,484.45	10.22%	2,327,257.39	2,066,689.10	2,101,752.24	2,063,267.75
Inventory	<u>359,898.95</u>	<u>127.82%</u>	<u>819,908.15</u>	<u>819,504.95</u>	<u>639,420.15</u>	<u>595,031.30</u>
Total Current Assets	\$ 9,743,008.46	1.80%	\$ 9,918,611.65	\$ 9,866,152.95	\$ 9,303,396.37	\$ 8,910,300.52
Noncurrent Assets:						
Construction Work In Progress	\$ 35,325.52	1105.17%	\$ 425,730.89	\$ 48,440.64	\$ 67,730.15	\$ 72,877.48
Telecommunications Plant	8,528,124.09	10.60%	9,432,300.20	9,416,777.54	9,347,830.20	9,255,725.48
Accumulated Depreciation	(5,483,574.14)	6.21%	(5,823,886.10)	(5,789,069.05)	(5,826,348.70)	(5,779,718.40)
Deferred Debit - Software & Outflows of Resources	<u>475,674.15</u>	<u>-4.14%</u>	<u>455,962.75</u>	<u>456,627.06</u>	<u>454,559.99</u>	<u>488,357.92</u>
Total Noncurrent Assets	\$ 3,555,549.62	26.28%	\$ 4,490,107.74	\$ 4,132,776.19	\$ 4,043,771.64	\$ 4,037,242.48
Total Assets	<u>\$ 13,298,558.08</u>	8.35%	<u>\$ 14,408,719.39</u>	<u>\$ 13,998,929.14</u>	<u>\$ 13,347,168.01</u>	<u>\$ 12,947,543.00</u>
Retained Earnings and Liabilities:						
Retained Earnings (Deficit):						
Retained Earnings - Beginning of Year	\$ 803,836.93	520.33%	\$ 4,986,471.41	\$ 4,986,471.41	\$ 4,986,471.41	\$ 4,986,471.41
Retained Earnings - YTD	1,901,478.98	21.83%	2,316,585.58	1,822,643.42	1,355,434.83	1,010,229.54
Retained Earnings - Current	<u>433,955.01</u>	<u>26.77%</u>	<u>550,116.82</u>	<u>493,942.16</u>	<u>467,208.59</u>	<u>345,205.29</u>
Total Retained Earnings (Deficit)	<u>\$ 3,139,270.92</u>	150.16%	<u>\$ 7,853,173.81</u>	<u>\$ 7,303,056.99</u>	<u>\$ 6,809,114.83</u>	<u>\$ 6,341,906.24</u>
Current Liabilities:						
Accounts Payable	\$ 2,121,870.47	-0.71%	\$ 2,106,799.40	\$ 2,197,276.64	\$ 2,068,274.23	\$ 2,164,334.33
Unearned Revenue	\$ 682,497.65	17.45%	\$ 801,576.15	\$ 801,576.15	\$ 801,576.15	\$ 801,576.15
Other Accrued Payables	<u>254,664.91</u>	<u>9.02%</u>	<u>277,625.42</u>	<u>327,147.31</u>	<u>298,472.60</u>	<u>269,428.71</u>
Total Current Liabilities	\$ 3,059,033.03	4.15%	\$ 3,186,000.97	\$ 3,326,000.10	\$ 3,168,322.98	\$ 3,235,339.19
Noncurrent Liabilities:						
Customer Deposits	\$ 1,337.48	-85.98%	\$ 187.48	\$ 187.48	\$ 187.48	\$ 187.48
Postretirement Benefits	348,371.52	11.63%	388,874.00	389,201.44	389,059.59	389,626.96
Deferred Inflows of Resources	104,614.00	-19.18%	84,552.00	84,552.00	84,552.00	84,552.00
Long Term Debt to the Electric Division	<u>6,645,931.13</u>	<u>-56.43%</u>	<u>2,895,931.13</u>	<u>2,895,931.13</u>	<u>2,895,931.13</u>	<u>2,895,931.13</u>
Total Noncurrent Liabilities	\$ 7,100,254.13	-52.54%	\$ 3,369,544.61	\$ 3,369,872.05	\$ 3,369,730.20	\$ 3,370,297.57
Total Liabilities	<u>\$ 10,159,287.16</u>	-35.47%	<u>\$ 6,555,545.58</u>	<u>\$ 6,695,872.15</u>	<u>\$ 6,538,053.18</u>	<u>\$ 6,605,636.76</u>
Total Liabilities & Retained Earnings	<u>\$ 13,298,558.08</u>	8.35%	<u>\$ 14,408,719.39</u>	<u>\$ 13,998,929.14</u>	<u>\$ 13,347,168.01</u>	<u>\$ 12,947,543.00</u>

CDE Lightband
Income Statement - Broadband Division
12/31/2020

	<u>12/31/19</u>	<u>% Change</u>	<u>12/31/20</u>	<u>11/30/20</u>	<u>10/31/20</u>	<u>9/30/20</u>
Operating Revenue:						
Programming Revenue	\$ 420,910.58	-1.29%	\$ 415,495.13	\$ 416,623.11	\$ 412,403.51	\$ 415,579.41
Internet Revenue	1,246,310.72	11.69%	1,392,030.55	1,367,329.99	1,352,879.91	1,346,185.28
Telephone Revenue	149,107.17	7.34%	160,055.46	158,800.91	158,891.67	158,429.40
Miscellaneous Fee Revenue	165,298.91	10.37%	182,444.09	127,584.02	136,029.05	132,050.60
Total Operating Revenues	<u>1,981,627.38</u>	8.50%	<u>2,150,025.23</u>	<u>2,070,338.03</u>	<u>2,060,204.14</u>	<u>2,052,244.69</u>
 Cost of Programming & Services	<u>694,224.24</u>	-3.80%	<u>667,827.82</u>	<u>678,486.28</u>	<u>683,919.62</u>	<u>690,378.86</u>
Gross Revenue:	\$ 1,287,403.14	15.13%	\$ 1,482,197.41	\$ 1,391,851.75	\$ 1,376,284.52	\$ 1,361,865.83
Operating Expenses:						
Network Support Expense-Video	\$ 33,675.63	-5.19%	\$ 31,928.00	\$ 31,882.75	\$ 31,864.33	\$ 31,956.43
Network Support Expense-Internet	136,706.60	7.05%	146,344.98	146,206.13	149,481.82	150,216.81
Network Support Expense-Phone	15,620.16	-0.43%	15,552.62	15,558.76	16,029.00	15,626.36
Network Admin. & Oper. Expense	114,004.43	0.32%	114,365.38	137,276.60	111,157.80	119,854.80
Building & Office Expense	8,047.00	0.00%	8,047.00	8,047.00	8,047.00	8,047.00
Depreciation & Amortization Expense	101,515.03	-0.95%	100,548.50	103,262.72	89,283.35	94,260.09
General & Administrative Expense	196,112.78	24.46%	244,073.56	193,425.88	201,991.99	298,544.70
Station Apparatus Expense	120,996.87	12.48%	136,094.61	123,773.77	156,147.26	161,464.90
Customer Service Expense	52,149.24	19.41%	62,269.93	54,257.46	54,075.46	53,375.53
Marketing Expense	67,010.53	-3.79%	64,467.59	75,750.07	82,341.37	74,655.08
Total Operating Expenses	<u>\$ 845,838.27</u>	9.20%	<u>\$ 923,692.17</u>	<u>\$ 889,441.14</u>	<u>\$ 900,419.38</u>	<u>\$ 1,008,001.70</u>
Operating Income (Loss)	<u>\$ 441,564.87</u>	26.48%	<u>\$ 558,505.24</u>	<u>\$ 502,410.61</u>	<u>\$ 475,865.14</u>	<u>\$ 353,864.13</u>
 Interest Expense	4,536.77	-47.60%	2,377.44	2,457.47	2,645.57	2,647.86
Other Expenses - Tax Equivalent	3,073.09	95.60%	6,010.98	6,010.98	6,010.98	6,010.98
Other Expense - Loss on Retirement of Equipment	\$ -		\$ -	\$ -	\$ -	\$ -
Total Other Expenses (Income)	<u>\$ 7,609.86</u>	10.23%	<u>\$ 8,388.42</u>	<u>\$ 8,468.45</u>	<u>\$ 8,656.55</u>	<u>\$ 8,658.84</u>
Net Income (Loss)	<u>\$ 433,955.01</u>	26.77%	<u>\$ 550,116.82</u>	<u>\$ 493,942.16</u>	<u>\$ 467,208.59</u>	<u>\$ 345,205.29</u>
 EBITDA	<u>\$ 543,079.90</u>		<u>\$ 659,053.74</u>	<u>\$ 605,673.33</u>	<u>\$ 565,148.49</u>	<u>\$ 448,124.22</u>

<p style="text-align: center;">CDE Lightband Cash Flow Statement - Broadband Division December 31, 2020</p>
--

RECONCILIATION OF OPERATING INCOME TO
NET CASH PROVIDED BY OPER ACTIVITIES:

Operating income (loss)	\$ 558,505.24
Adjustments to reconcile oper income to cash provided (used) by operating activities	
Depreciation and amortization	100,548.50
Changes in:	
Accounts receivable	206,485.41
Advances to Electric	(260,568.29)
Inventory	(403.20)
Accounts payable	(90,477.24)
Accrued expenses	(49,849.33)
Customer deposits	-
Other	<u>(7,724.11)</u>
Net Cash From Operating Activities	<u>456,516.98</u>

CASH FLOWS FROM FINANCING ACTIVITIES:

Payment of long term debt	-
Additions to plant	<u>(458,544.36)</u>
Net Cash Used by Financing Activities	<u>(458,544.36)</u>

NET DECREASE IN CASH AND CASH EQUIVALENTS \$ (2,027.38)

CASH AND CASH EQUIVALENTS - BEG OF MONTH 5,256,167.33

CASH AND CASH EQUIVALENTS - END OF MONTH \$ 5,254,139.95

CDE Lightband Subscriber Analysis
October 2020 - December 2020

Service	October Actual							November Actual							December Actual						
	October Actual	October Budget	October Variance	Net Gain Over Prev. Month	% Growth to Budget	October Prior Year Actual	Growth % Year Over Year	November Actual	November Budget	November Variance	Net Gain Over Prev. Month	% Growth to Budget	November Prior Year Actual	Growth % Year Over Year	December Actual	December Budget	December Variance	Net Gain Over Prev. Month	% Growth to Budget	December Prior Year Actual	Growth % Year Over Year
Video (Total)	5,177	5,302	(125)	25	-2%	5,176	0%	5,191	5,254	(63)	14	-1%	5,146	1%	5,191	5,242	(51)	0	-1%	5,070	2%
Lightband Basic	361	331	30	2	9%	365	-1%	356	329	27	(5)	8%	371	-4%	354	329	25	(2)	8%	373	-5%
Lightband Plus	1,721	1,779	(58)	8	-3%	1,911	-10%	1,713	1,763	(50)	(8)	-3%	1,923	-11%	1,725	1,756	(31)	12	-2%	1,915	-10%
Lightband Extra	2,329	2,460	(131)	(27)	-5%	2,866	-19%	2,314	2,437	(123)	(15)	-5%	2,821	-18%	2,280	2,433	(153)	(34)	-6%	2,751	-17%
Streaming Services	737	704	33	42	0%	0		779	697	82	42	0%	0		803	696	107	24	0%	0	
Other Pkgs	29	28	1	0	4%	34	-15%	29	28	1	0	4%	31	-6%	29	28	1	0	4%	31	-6%
Internet (Total)	23,450	23,547	(97)	145	0%	21,898	7%	23,585	23,625	(40)	135	0%	21,887	8%	23,713	23,760	(47)	128	0%	21,894	8%
Residential Internet	21,683	21,704	(21)	137	0%	20,274	7%	21,806	21,771	35	123	0%	20,249	8%	21,909	21,900	9	103	0%	20,251	8%
Business Internet	1,767	1,843	(76)	8	-4%	1,624	9%	1,779	1,854	(75)	12	-4%	1,638	9%	1,804	1,860	(56)	25	-3%	1,643	10%
Phone (Total)	2,535	2,525	10	11	0%	2,559	-1%	2,534	2,570	(36)	(1)	-1%	2,549	-1%	2,533	2,498	35	(1)	1%	2,544	0%
Residential Phone	1,722	1,744	(22)	1	-1%	1,798	-4%	1,715	1,735	(20)	(7)	-1%	1,789	-4%	1,704	1,729	(25)	(11)	-1%	1,782	-4%
Business Phone	813	781	32	10	4%	761	7%	819	835	(16)	6	-2%	760	8%	829	769	60	10	8%	762	9%
Total Broadband Customers	24,256	24,583	(327)	123	-1%	22,982	6%	24,386	24,702	(316)	130	-1%	23,007	6%	24,386	24,832	(446)	0	-2%	23,014	6%

CDE Lightband
Rolling 4 Month Balance Sheet - Electric Division
December 31, 2020

	<i>Prior Year</i>					
	<u>12/31/2019</u>	<u>% Change</u>	<u>12/31/2020</u>	<u>11/30/2020</u>	<u>10/31/2020</u>	<u>9/30/2020</u>
UTILITY PLANT						
1 Electric Plant	\$ 307,045,501.33	5.79%	\$ 324,822,037.88	\$ 323,619,005.70	\$ 322,476,696.71	\$ 319,024,502.77
2 Less Depreciation	(104,975,954.84)	7.15%	(112,480,091.90)	(111,489,853.49)	(110,615,736.69)	(109,711,064.49)
3 Total	\$202,069,546.49	5.08%	\$212,341,945.98	\$212,129,152.21	\$211,860,960.02	\$209,313,438.28
4 Unamortized acq. adj.	54,081.54	-66.67%	18,027.18	21,031.71	24,036.24	27,040.77
6 Total Plant - Net	\$202,123,628.03	5.06%	\$212,359,973.16	\$212,150,183.92	\$211,884,996.26	\$209,340,479.05
OTHER PROPERTY AND INVESTMENTS						
8 Interdivisional loan	6,645,931.13	-56.43%	2,895,931.13	2,895,931.13	2,895,931.13	2,895,931.13
9 Sinking Funds	8,013,295.02	11.15%	8,907,088.70	7,906,614.45	6,906,259.73	6,906,090.49
12 Other Special Funds	-		-	-	-	-
13 Total	14,659,226.15	-19.48%	11,803,019.83	10,802,545.58	9,802,190.86	9,802,021.62
CURRENT AND ACCRUED ASSETS						
14 General Cash/temp cash investments	9,056,555.66	71.61%	15,541,650.85	11,512,604.69	9,721,720.78	10,223,600.56
14.1 Reserved Cash	24,533,763.23	-14.15%	21,063,156.76	23,006,728.40	23,000,278.86	22,839,553.45
15 Accounts Receivable	11,466,436.60	15.16%	13,204,477.69	11,061,117.27	11,749,601.49	14,063,721.12
16 Materials and Supplies	4,320,330.04	-23.88%	3,288,709.97	3,210,672.47	3,135,879.05	2,904,626.49
18 Other Current Assets	24,598,318.37	-26.91%	17,977,681.85	18,253,523.17	21,528,282.36	23,877,412.80
19 Total	73,975,403.90	-3.92%	71,075,677.12	67,044,646.00	69,135,762.54	73,908,914.42
DEFERRED DEBITS						
22 Clearing Accounts	26,037.26		15,927.78	16,766.07	17,604.36	18,442.65
24 Energy Service Loans Rec	2,043,088.40	-36.35%	1,300,405.22	1,359,354.09	1,422,771.40	1,477,989.84
26 Other Deferred Debits	4,455,350.59	-16.42%	3,723,922.96	3,881,531.33	4,423,401.48	4,503,713.85
27 Total	6,524,476.25	-22.75%	5,040,255.96	5,257,651.49	5,863,777.24	6,000,146.34
28 TOTAL ASSETS & OTHER DEBITS	<u>\$297,282,734.33</u>	<u>1.01%</u>	<u>\$300,278,926.07</u>	<u>\$295,255,026.99</u>	<u>\$296,686,726.90</u>	<u>\$299,051,561.43</u>

CAPITAL

EARNINGS REINVESTED IN SYSTEM ASSETS

33 Beginning of year	181,656,853.69	5.53%	191,710,376.76	191,710,376.76	191,710,376.76	191,710,376.76
34 Current Year to Date	<u>6,446,929.65</u>	15.92%	<u>7,473,427.09</u>	<u>6,515,374.82</u>	<u>6,686,216.66</u>	<u>5,562,101.32</u>
35 Total	188,103,783.34	5.89%	199,183,803.85	198,225,751.58	198,396,593.42	197,272,478.08

Long Term Debt

39.1 Bonds and other Long Term Debt	59,540,000.00	-5.30%	56,385,000.00	56,385,000.00	56,385,000.00	56,385,000.00
40 Debt Premium and discount	<u>7,735,339.94</u>	-7.67%	<u>7,142,119.94</u>	<u>7,191,554.94</u>	<u>7,240,989.94</u>	<u>7,290,424.94</u>
41 Total	67,275,339.94	-5.57%	63,527,119.94	63,576,554.94	63,625,989.94	63,675,424.94

OTHER NON-CURRENT LIABILITIES

39.2 Post Retirement Benefits	1,612,709.90	6.19%	1,712,505.05	1,716,306.94	1,719,579.88	1,723,783.51
42 Energy Service Loans - Advances	<u>2,132,834.77</u>	-35.93%	<u>1,366,459.76</u>	<u>1,430,437.27</u>	<u>1,485,698.28</u>	<u>1,538,089.62</u>
44 Total	3,745,544.67	-17.80%	3,078,964.81	3,146,744.21	3,205,278.16	3,261,873.13

CURRENT AND ACCRUED LIABILITIES

46 Accounts Payable	27,165,854.21	-15.61%	22,924,070.60	18,588,314.05	20,070,307.87	23,953,267.58
47 Customer Deposits	6,982,503.70	4.82%	7,318,773.71	7,314,028.67	7,280,496.15	7,197,748.97
52.2 Interest Accrued - Other	866,770.80	-3.50%	836,408.20	627,306.15	418,204.10	209,102.05
53 Other Current Liabilities	<u>3,142,937.67</u>	8.49%	<u>3,409,784.96</u>	<u>3,776,327.39</u>	<u>3,689,857.26</u>	<u>3,481,666.68</u>
54 Total	38,158,066.38	-9.62%	34,489,037.47	30,305,976.26	31,458,865.38	34,841,785.28

58 TOTAL LIABILITIES AND OTHER CREDITS	<u>\$ 297,282,734.33</u>	1.01%	<u>\$ 300,278,926.07</u>	<u>\$ 295,255,026.99</u>	<u>\$ 296,686,726.90</u>	<u>\$ 299,051,561.43</u>
--	--------------------------	-------	--------------------------	--------------------------	--------------------------	--------------------------

CDE Lightband
Revenues and Expenses - Electric Division
12/31/2020

	<i>Prior Year</i>			<i>Prior 3 Months</i>		
	<u>12/31/2019</u>	<u>% Change</u>	<u>12/31/2020</u>	<u>11/30/2020</u>	<u>10/31/2020</u>	<u>9/30/2020</u>
OPERATING REVENUE						
59 Electric Sales Revenue	14,350,440.27	1.03%	14,498,894.87	10,881,361.61	11,412,614.53	14,621,297.95
60 Revenue from Late Payments	123,409.35	-8.58%	112,822.00	69,374.46	106,917.34	132,893.83
61 Misc Service Revenue	121,452.14	-29.35%	85,801.18	121,883.00	74,170.12	107,285.70
62 Rent from Electric Property	308,183.59	2.63%	316,295.65	249,623.30	314,601.01	313,741.41
63 Other Electric Revenue	0.56	<u>87.50%</u>	1.05	0.46	0.73	0.49
64 Total Operating Revenue	14,903,485.91	0.74%	15,013,814.75	11,322,242.83	11,908,303.73	15,175,219.38
PURCHASED POWER						
65 Total Power Cost	10,719,212.51	0.77%	10,801,932.98	8,226,007.50	7,321,610.16	9,348,678.96
OPERATING EXPENSE						
66 Transmission Expense	2,998.66	38.93%	4,165.91	2,407.66	3,947.11	3,256.94
67 Distribution Expense	244,233.03	54.80%	378,077.91	170,481.32	314,696.79	377,303.70
68 Customer Accounts Expense	285,176.54	-39.02%	173,894.47	303,574.23	335,998.64	474,776.97
69 Cust. Service and Inf. Exp.	34,059.57	3.17%	35,139.57	26,884.64	51,277.07	34,981.60
70 Sales Expense	10,700.06	6.56%	11,402.40	9,207.84	8,639.62	5,149.90
71 Admin. And General Expense	397,032.37	<u>-29.49%</u>	279,959.00	430,112.02	403,818.02	427,028.50
72 Operating Expense	974,200.23	-9.40%	882,639.26	942,667.71	1,118,377.25	1,322,497.61
MAINTENANCE EXPENSE						
73 Transmission Expense	1,312.51	327.72%	5,613.88	2,734.78	4,542.27	6,008.98
74 Distribution Expense	306,552.47	8.59%	332,883.18	225,505.62	291,245.50	207,099.72
75 Admin. and General Expense	169,526.25	<u>19.37%</u>	202,363.01	222,125.31	177,972.18	150,363.21
76 Maintenance Expense	477,391.23	13.29%	540,860.07	450,365.71	473,759.95	363,471.91
OTHER OPERATING EXPENSE						
77 Depreciation Expense	1,054,320.53	11.11%	1,171,444.94	1,142,284.66	1,142,748.96	1,140,897.04
78 Amort. of Acquisition Adjust.	3,004.53	0.00%	3,004.53	3,004.53	3,004.53	3,004.53
79 Taxes and Tax Equivalents	560,410.72	<u>7.83%</u>	604,283.48	572,130.55	569,164.91	571,751.58
80 Total other oper. Expense	1,617,735.78	9.95%	1,778,732.95	1,717,419.74	1,714,918.40	1,715,653.15
Total operating expense and 81 purchased power	13,788,539.75	1.56%	14,004,165.26	11,336,460.66	10,628,665.76	12,750,301.63
INCOME						
82 Operating Income	1,114,946.16	-9.44%	1,009,649.49	(14,217.83)	1,279,637.97	2,424,917.75
83 Other Income	53,336.37	140.46%	128,251.33	23,191.13	24,325.77	24,222.62
84 Total Income	1,168,282.53	-2.60%	1,137,900.82	8,973.30	1,303,963.74	2,449,140.37
85 Misc Income Deductions	-		-	-	-	-
86 Net Income before debt expense	1,168,282.53	-2.60%	1,137,900.82	8,973.30	1,303,963.74	2,449,140.37
DEBT EXPENSE						
90 Interest on Long Term Debt	235,270.09	-3.23%	227,679.44	227,679.44	227,679.44	227,679.44
92 Other Interest Expense	1,517.00	5.74%	1,604.11	1,570.70	1,603.96	1,576.72
93 Amort. of Debt Disc. and Exp.	-		-	-	-	-
94 Amort. of Prem. on Debt	(49,435.00)	0.00%	(49,435.00)	(49,435.00)	(49,435.00)	(49,435.00)
95 Total Debt Expense	187,352.09	-4.01%	179,848.55	179,815.14	179,848.40	179,821.16
NET INCOME						
96 Income before Extraord. Items	980,930.44	-2.33%	958,052.27	(170,841.84)	1,124,115.34	2,269,319.21
97 Extraordinary Items	-		-	-	-	-
98 Net Income	980,930.44	-2.33%	958,052.27	(170,841.84)	1,124,115.34	2,269,319.21

<p style="text-align: center;">CDE Lightband Cash Flow Statement - Electric Division December 31, 2020</p>

RECONCILIATION OF OPERATING INCOME TO
NET CASH PROVIDED BY OPER ACTIVITIES:

Operating income	\$ 1,009,649.49
Adjustments to reconcile oper income to cash provided (used) by operating activities	
Depreciation and amortization	1,174,449.47
Changes in:	
Accounts receivable	(2,143,360.42)
Materials and supplies	(78,037.50)
Interdivisional loan	-
Accounts receivable - TVA Energy Service Loans	58,948.87
Advances - TVA Energy Service Loans	(63,977.51)
Prepayments	-
Other current assets	382,690.76
Accounts payable	4,335,756.55
Accrued expenses	209,102.05
Customer deposits	4,745.04
Other postemployment benefits	(3,801.89)
Other	<u>(366,542.43)</u>
Net Cash Provided by Operating Activities	<u>4,519,622.48</u>

CASH FLOWS FROM FINANCING ACTIVITIES:

Additions to plant	(1,384,238.71)
Payment of long-term debt	<u>(49,435.00)</u>
Net Cash used by Financing Activities	<u>(1,433,673.71)</u>

NET INCREASE IN CASH AND CASH EQUIVALENTS \$ 3,085,948.77

CASH AND CASH EQUIVALENTS - BEG OF MONTH 42,425,947.54

CASH AND CASH EQUIVALENTS - END OF MONTH \$ 45,511,896.31

CASH AND CASH EQUIVALENTS CONSIST OF:

Sinking Funds	8,907,088.70
Construction Funds	-
General cash/temp cash investments	15,541,650.85
Reserved Cash	<u>21,063,156.76</u>
	<u>\$ 45,511,896.31</u>

Department of Finance & Revenue

December 2020 Financial Review

Fiscal Year 2021



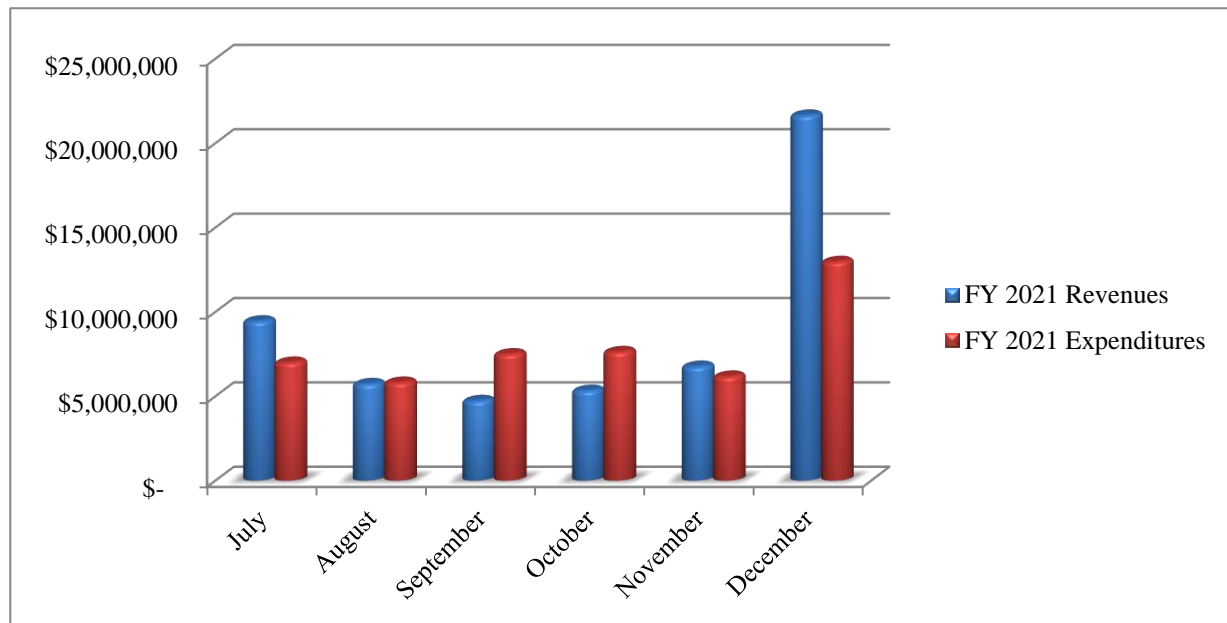
Clarksville, Tennessee
December 31, 2020

General Fund Revenues vs. Expenditures

Fiscal Year 2021

As of December 31, 2020

	FY 2021 Revenues	FY 2021 Expenditures	Monthly Variance
July	\$ 9,444,294	\$ 7,000,858	\$ 2,443,436
August	5,730,068	5,813,328	(83,260)
September	4,725,612	7,493,615	(2,768,003)
October	5,330,915	7,626,453	(2,295,538)
November	6,760,414	6,173,673	586,741
December	21,640,931	12,970,093	8,670,837
January			-
February			-
March			-
April			-
May			-
June			-
YTD Total	\$ 53,632,233	\$ 47,078,020	\$ 6,554,214

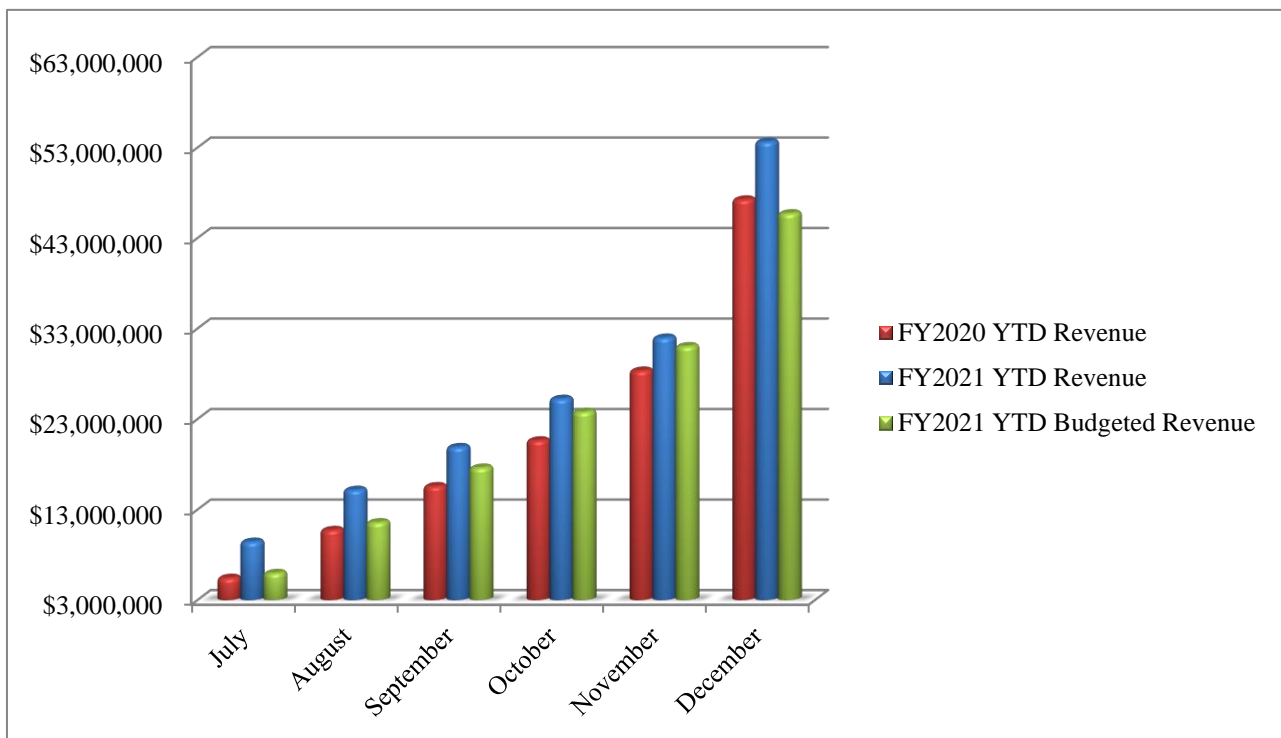


General Fund Revenue Comparison

Fiscal Year 2021

As of December 31, 2020

	FY 2021 Revenue	FY 2020 Revenue	Variance
July	\$ 9,444,294	\$ 5,454,774	\$ 3,989,520
August	5,730,068	5,286,834	443,234
September	4,725,612	4,836,616	(111,004)
October	5,330,915	5,059,278	271,637
November	6,760,414	7,710,416	(950,002)
December	21,640,931	18,909,185	2,731,746
January	-	-	-
February	-	-	-
March	-	-	-
April	-	-	-
May	-	-	-
June	-	-	-
YTD Total	\$ 53,632,233	\$ 47,257,102	\$ 6,375,131



GENERAL FUND REVENUES

Fiscal Year 2021

As of December 31, 2020

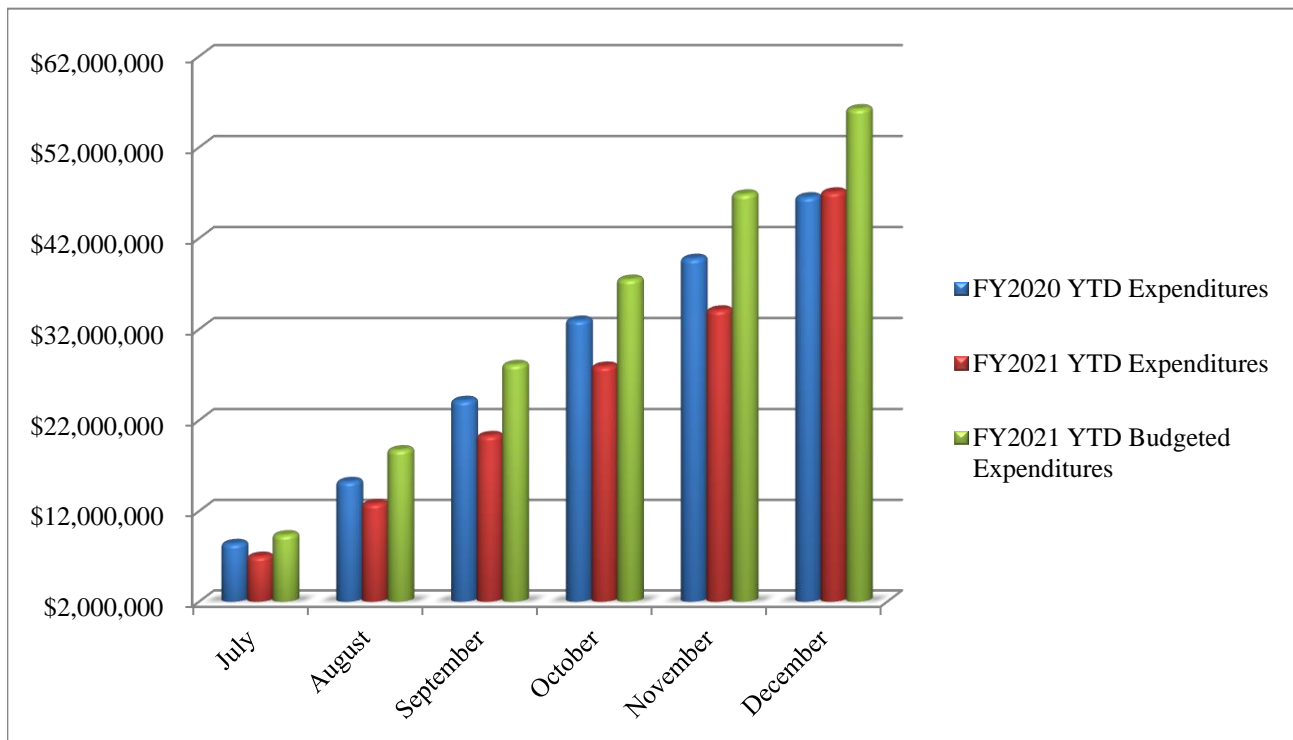
	Total Budget	YTD	Month
TAXES			
Prior Year Property Taxes	894,712	861,948	79,755
2020 Property Taxes	34,346,266	16,531,498	14,348,305
PiLOTS	687,473	74,808	74,808
Local Option Sales Tax	20,238,985	10,141,232	3,371,337
Beer & Liquor Tax	4,553,322	2,505,998	414,142
Business License	3,202,692	1,251,968	73,047
Franchise Tax (cable)	1,500,932	294,845	-
Hote/Motel	350,000	180,322	32,603
Other Taxes	366,887	149,681	33,976
TOTAL TAXES	66,141,269	31,992,300	18,427,973
LICENSES AND PERMITS			
Building Permits	2,700,000	1,615,170	314,309
Other Permits	129,309	55,355	7,840
TOTAL PERMITS	2,829,309	1,670,525	322,149
INTERGOVERNMENTAL			
Grant reimbursements	988,157	13,875	13,875
State Shared Revenues			
TVA Replacement Tax	1,595,148	379,876	-
State Sales Tax	11,431,894	6,349,741	1,115,013
State Street Aid	4,917,044	2,540,801	421,285
Other Taxes	1,990,380	817,398	92,021
TOTAL INTERGOVERNMENTAL	20,922,623	10,101,690	1,642,194
OTHER REVENUES			
Charges for Services	624,671	300,439	49,186
Recreation	403,010	95,594	15,977
Golf Courses	737,318	414,300	22,669
Fines and Forfeitures	553,792	225,249	31,316
Investment & Interest Earnings	175,995	15,770	1,702
Other Misc. Revenues	1,024,543	221,663	33,742
Extraordinary Sources (COVID Funds)	5,841,737	4,513,827	362,447
Transfer from CDE	5,197,147	2,439,587	409,431
Transfer From CGW	3,628,651	1,511,938	302,388
Other Transfers	817,696	129,350	19,756
TOTAL OTHER REVENUES	19,004,560	9,867,718	1,248,614
TOTAL REVENUES GENERAL FUND	108,897,761	53,632,233	21,640,931

General Fund Expenditure Comparison

Fiscal Year 2021

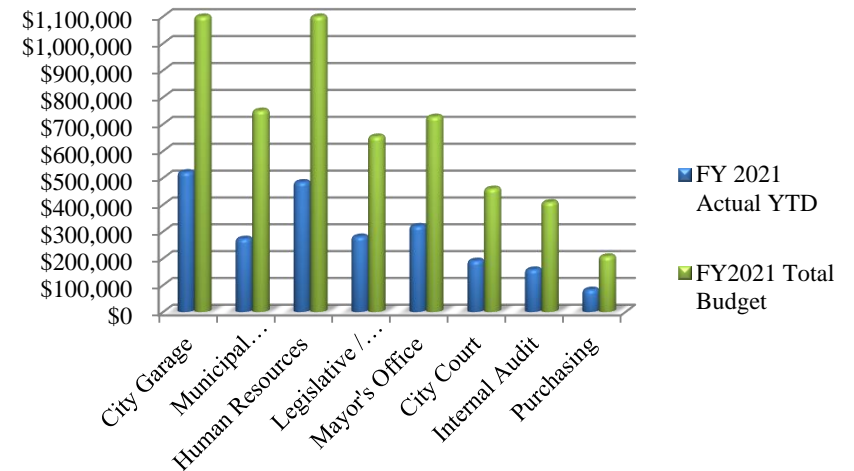
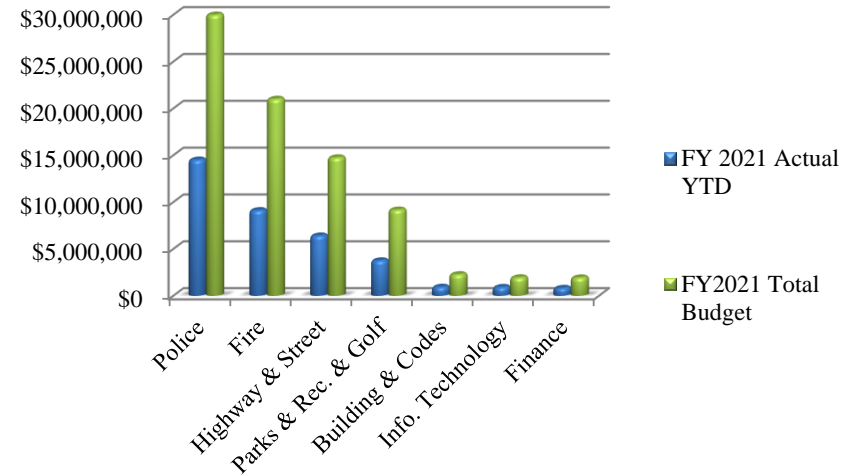
As of December 31, 2020

	FY 2021 Expenditures	FY 2020 Expenditures	Variance
July	\$ 7,000,858	\$ 8,407,620	\$ (1,406,762)
August	5,813,328	\$ 6,844,729	(1,031,401)
September	7,493,615	\$ 8,912,821	(1,419,207)
October	7,626,453	\$ 8,818,714	(1,192,261)
November	6,173,673	\$ 6,798,578	(624,905)
December	12,970,093	\$ 6,760,944	6,209,149
January	-		-
February	-		-
March	-		-
April	-		-
May	-		-
June	-		-
YTD Total	\$ 47,078,020	\$ 46,543,407	\$ 534,613



General Fund Year-to-Date Departmental Budget vs. Actual Expenditures
Fiscal Year 2021
As of December 31, 2020

Departmental:	Expenditures FY 2021 YTD	Estimated YTD Budget	Variance (Over)Under
Police	\$ 14,521,193	\$ 16,658,931	\$ 2,137,738
Fire	9,123,778	10,506,762	1,382,984
Highway & Street	6,416,868	7,379,557	962,689
Parks & Rec. & Golf	3,764,915	4,589,492	824,577
Building & Codes	944,470	1,141,920	197,450
Info. Technology	922,227	976,190	53,963
Finance	823,704	970,659	146,954
City Garage	521,445	713,834	192,389
Municipal Properties	273,273	375,059	101,786
Human Resources	484,288	594,721	110,433
Legislative / Admin.	281,252	326,982	45,730
Mayor's Office	320,620	363,854	43,234
City Court	191,299	229,916	38,616
Legal	185,911	210,247	24,336
Internal Audit	158,450	204,672	46,221
Purchasing	83,367	103,698	20,331
Departmental Total	39,017,060	45,346,491	6,329,430
Nondepartmental:			
Debt	4,683,509	5,391,260	707,751
Extraordinary - COVID	1,131,013	2,245,102	1,114,089
Transit	74,008	767,255	693,247
Retirees	690,952	897,267	206,314
Other	1,481,478	1,584,524	103,046
YTD Total	\$ 47,078,020	\$ 56,231,897	\$ 9,153,877



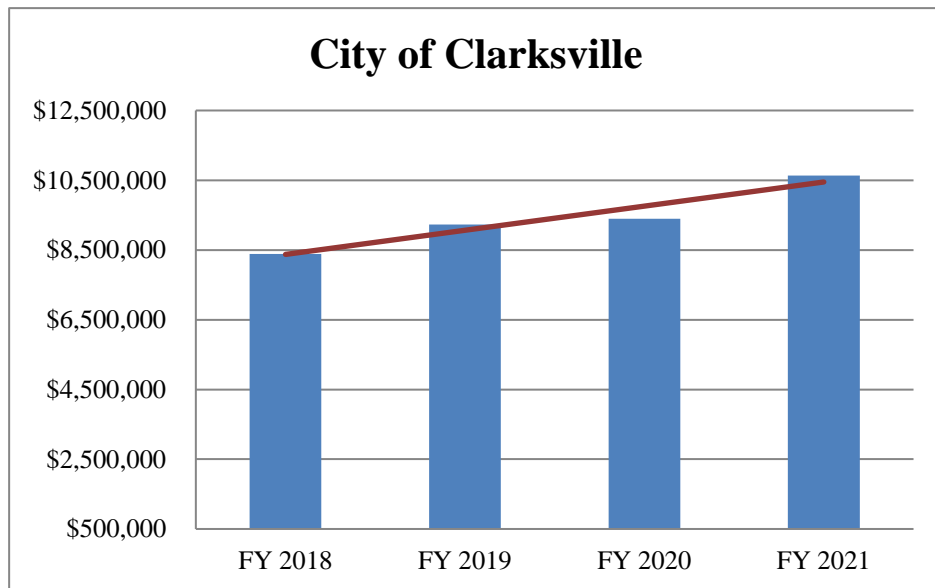
Schedule of Sales Tax Collections

Fiscal Year 2021

As of December 31, 2020

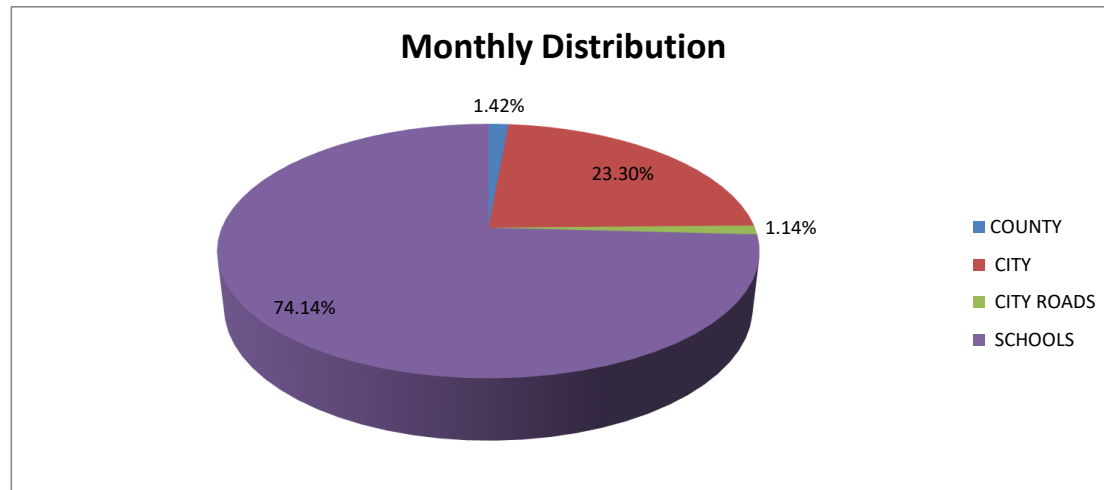
City of Clarksville Local Sales & Use Tax

	Net Collections FY 2018	Net Collections FY 2019	Net Collections FY 2020	Net Collections FY 2021
July	\$ 1,425,145	\$ 1,524,372	\$ 1,607,009	\$ 1,840,352
August	1,453,282	1,552,311	1,584,610	1,836,659
September	1,376,154	1,461,197	1,553,548	1,747,769
October	1,330,621	1,576,737	1,541,129	1,677,233
November	1,443,473	1,509,818	1,547,242	1,729,856
December	1,357,713	1,602,804	1,559,998	1,806,872
January				
February				
March				
April				
May				
June				
YTD Total	\$ 8,386,388	\$ 9,227,239	\$ 9,393,535	\$ 10,638,741



Local Sales Tax Collections
Fiscal Year 2021
As of December 31, 2020

TOTAL		NET COLLECTIONS PAID TO					GROSS COLLECTIONS		
	NET COLLECTIONS	COUNTY	CITY	CITY ROADS	SCHOOLS	UNINCORPORATED AREA	CITY LIMITS	PAID TO STATE	
July	\$ 7,463,614	\$ 103,279	\$ 1,754,290	\$ 86,062	\$ 5,519,983	\$ 585,231	\$ 6,963,304	\$ 84,921	
August	7,511,005	106,783	1,750,770	85,889	5,567,563	647,132	6,949,333	85,460	
September	7,120,548	100,012	1,666,037	81,733	5,272,767	588,563	6,613,002	81,018	
October	6,794,013	93,645	1,598,799	78,434	5,023,135	525,200	6,346,115	77,302	
November	7,168,367	106,174	1,648,961	80,895	5,332,337	704,705	6,545,224	81,562	
December	7,393,332	105,297	1,722,376	84,496	5,481,163	640,825	6,836,628	84,121	
January	-								
February	-								
March	-								
April	-								
May	-								
June	-								
YTD TOTAL	\$ 43,450,878	\$ 615,190	\$ 10,141,232	\$ 497,509	\$ 32,196,947	\$ 3,691,657	\$ 40,253,605	\$ 494,384	



Capital Project Status Report
Fiscal Year 2021
As of December 31, 2020

ACTIVE PROJECTS FY2020-2021		TOTAL FUNDING	FY EXPENSES 7/1/20-12/31/20	TOTAL ACTIVE PROJECT EXPENSES **	PROJECT BALANCE
STREET DEPARTMENT:					
93101	Rossview/Dunbar Cave/Cardinal Improvements	13,280,000	606,304	3,371,940	9,908,061
14301	Edmondson Ferry/IA Bypass Interesection Improvement	1,150,004	0	1,150,002	2
15306	Northeast Connector	16,808,700	161,944	1,427,721	15,380,979
17301	International & Dunlop Intersection Improvement	2,807,831	0	445,506	2,362,325
17304	Adaptaive Signal Control Project (Wilma)	1,200,000	106,408	106,408	1,093,592
17305	Tylertown & Oakland Intersection Improvement	10,000,000	303,612	1,215,711	8,784,289
17307	Tylertown & Trenton Drainage Overflow Project	3,540,185	33,495	107,242	3,432,943
18301	Drainage Mitigation FY2018	280,801	0	106,642	174,159
18302	New Sidewalks FY2018	934,954	720,652	869,976	64,978
19301	Lilac Lane	100,000	0	2,600	97,400
19302	Whitfield Road Improvements	15,850,000	349,628	1,658,758	14,191,242
19303	Spot Intersection Improvements	1,500,000	46,405	140,542	1,359,458
20301	Dunbar Cave Road Bridge	600,000	466,246	466,746	133,254
20302	4th Street and College Signal	400,000	91,297	129,289	270,711
20303	New Sidewalks FY20-24	1,850,000	0	843,791	1,006,209
20304	Drainage Mitigation FY20-24	569,199	750	750	568,449
20305	Cemetery Retaining Wall	510,000	494,285	495,785	14,215
21301	Storm Sewer Rehab	350,000	0	0	350,000
21302	College Street Streetscape	300,000	0	0	300,000
21303	College Street SCO Repair/Replace	500,000	0	0	500,000
		\$ 72,531,674	\$ 3,381,026	\$ 12,539,408	\$ 59,992,266
PARKS & RECREATION:					
16503	Athletic Complex	19,667,813	255,608	5,006,353	14,661,460
16504	Red River East Trail Project	2,403,712	144,474	2,298,860	104,852
17501	Valleybrook Park & Upland Trail Connection	0	0	0	0
17502	Public Spaces	150,000	0	150,000	0
17503	Edith Pettus Park Renovations	201,800	0	23,615	178,185
17504	Crow Community Center Renovation	370,000	197,091	316,957	53,043
17505	Liberty Park/Marina Remediation	905,218	168,238	271,019	634,199
17506	Swan Lake Renovations	1,046,605	0	1,039,218	7,387
19502	Pollard Road Additional Parking	229,199	71,814	299,515	-70,316
19503	Billy Dunlop Pavillion & Restroom	382,485	0	380,591	1,894
19504	Heritage Park Improvements	1,000,000	77,427	586,048	413,952
19505	Regional Community Center	500,000	0	0	500,000
20501	Red River Pedestrian Bridge	3,068,233	20,125	31,806	3,036,427
20502	Mason Rudolph Cart Path Paving	0	0	0	0
20503	Swan Lake Cart Path Paving	190,800	0	187,700	3,100
20504	Burt Cobb Recreation Center Roof	230,000	32,443	223,932	6,068
21501	Marina Dredging at Red River East	330,000	14	14	329,986
		\$ 30,675,865	\$ 967,235	\$ 10,815,629	\$ 19,860,236
FIRE DEPARTMENT:					
16221	Fire Maintenance Facility	1,666,377	187,436	235,688	1,430,689
20221	Renovation of Station 10	0	0	0	0
20222	Custom Engine (replaces 1999 model)	590,000	588,374	588,374	1,626
21221	New Admin Building	200,000	0	0	200,000
21222	New Burn Building	225,000	0	0	225,000
21223	100' Ladder Truck	1,500,000	888	888	1,499,112
21224	New Rescue Truck	350,000	444	444	349,556
		\$ 4,531,377	\$ 777,141	\$ 825,393	\$ 3,705,984
POLICE DEPARTMENT:					
19211	District 3 Precinct Building	3,500,000	1,146,445	1,338,697	2,161,303
21211	Vista Lane Renoation	60,000	0	0	60,000
		\$ 3,560,000	\$ 1,146,445	\$ 1,338,697	\$ 2,221,303
GENERAL GOVERNMENT:					
41016	Corporate Business Park Expansion	\$ 14,368,821	\$ -	\$ 14,092,700	\$ 276,121
13101	Clarksville Performing Arts & Conf Center	7,834,713	0	179,907	7,654,806
15102	TDOT 2013 Multimodal Access	206,017	0	169,830	36,187
16103	2015 Multimodal Access Grant	241,189	0	222,043	19,146
19101	New Council Chambers	0	0	0	0
19102	Structural Repairs - Cumberland Garage	1,099,036	0	0	1,099,036
20101	Frosty Morn	1,200,000	342,004	346,504	853,496
		\$ 24,949,776	\$ 342,004	\$ 15,010,984	\$ 9,938,792
debt issuance costs					
Total Spent YTD: Major Projects		\$ 136,248,692	\$ 6,613,852	\$ 40,530,111	\$ 95,718,581

* Fiscal Year to date invoices paid (July 1st to current month end)

** **Total Active Expenses** includes all expenses paid during the life of a project, not just the current fiscal year.

Fund Balances
Fiscal Year 2021
As of December 31, 2020

Fund	Estimated Beginning Fund Balance 7/01/20	Revenues YTD	Expenditures YTD	Estimated Ending Fund Balance 12/31/20
General Fund:	\$ 26,757,752	\$ 53,632,233	\$ 47,078,020	\$ 33,311,966
Capital Projects Fund:	558,793	3,033,868	6,613,852	(3,021,190)
Debt Service Fund:	502,905	4,658,564	4,648,660	512,808
Internal Service Funds:	8,800,626	7,382,261	9,727,474	6,455,413
Non-Major Governmental Funds:				
Drug Fund	754,410	175,963	62,154	868,220
Road Improvement Fund	1,290,400	497,509	0	1,787,909
Police Special Fund	165,524	119,729	188,507	96,745
Parks Special Fund	261,198	89,890	125,122	225,967
Other Special Revenue Fund*	812,813	282,012	489,440	605,385
Community Development	496,555	112,596	438,511	170,640
Capital Projects Revenue District Fund	467,556	0	0	467,556

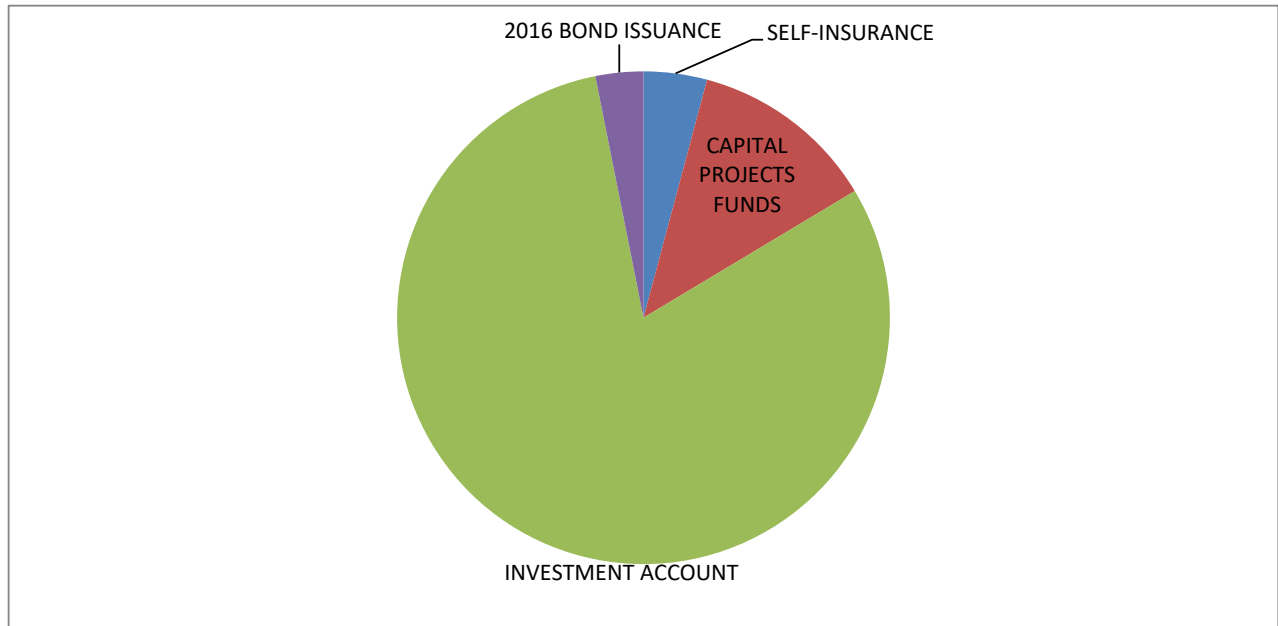
* Includes: Fire Spec. Rev., Traffic Camera Police & Parks, SRF

Notice of Grant Applications
Fiscal Year 2021
As of December 31, 2020

Date Submitted	Project Title	Funding Agency	Funds Requested	Match Required	Status	Notes
03/19/20	2019 Assistance to Firefighters Grant	US Dept of Homeland Security	\$146,489	\$14,649	Not funded	Federal funding to purchase mobile air units, thermal imaging cameras and training for CFD.
03/25/20	2021 Alcohol & Impaired Driving Enforcement	TN Highway Safety Office (THSO)	433505.4 125000	\$0	Awarded	Funding for alcohol and impaired driver countermeasures. Pays for overtime for officers to conduct DUI checkpoints and saturation patrols for a one year period. Including purchase of equipment for DUI checkpoints.
03/25/20	2021 Child Passenger Safety and Occupant Protection	TN Highway Safety Office (THSO)	\$10,564	\$0	Not funded	Funding for child safety seats and booster seats to provide to low income families and staff time for events/enforcement of proper use of child passenger restraints.
03/27/20	2021 Bicycle/Pedestrian Safety	TN Highway Safety Office (THSO)	\$13,544	\$0	Not funded	Funding for training of officers for bicycle/pedestrian crash investigations, staff time for enforcement and public awareness activities.
03/30/20	2021 Distracted Driving	TN Highway Safety Office (THSO)	\$28,850	\$0	Not funded	Funding to purchase driving simulators for distracted driving educational purposes and public events.
05/15/20	2020 Assistance to Firefighters - COVID19 Supplement	US Dept of Homeland Security	\$56,563	\$5,656	Awarded	Federal funding to reimburse for PPE expenses incurred related to COVID19 as well as expected PPE expenses through May 2021. Funding only covers face masks, gloves and gowns used by firefighters on calls.
05/20/20	2019 Staffing for Adequate Fire and Emergency Response (SAFER)	US Dept of Homeland Security	\$2,713,365	\$0	Awarded	Requested funding to hire 15 new firefighters. Funding would cover 100% to entry level salaries and benefits for 3 years. Share has been waived due to COVID19. Match was waived.
05/27/20	2019 Fire Prevention and Safety	US Dept of Homeland Security	\$60,683	\$3,034	Not funded	Federal funding to purchase a new fire safety trailer and training for two CFR staff to become certified Fire and Safety Educators
05/29/20	2020 Coronavirus Emergency Supplemental Funding (CESF)	US Dept of Justice	\$191,575	\$0	Awarded	Allocation to cover expenses related to COVID, both past and future anticipated expenses through January 2022
06/01/20	TN Agriculture Enhancement Program	TN Dept of Agriculture	2930 2920	2930 2920	Awarded	Requested funding to plant 26 trees along the riverbank at Trice Landing
08/17/20	2020 Edward Byrne Memorial Justice Grant JAG	US DOJ	\$58,694	\$0	Awarded	Annual share with Sheriff's Office. CPD will purchase face shields and gas masks for officer safety - county will purchase communication equipment, software and wireless communications services

Investment Report
Fiscal Year 2021
As of December 31, 2020

ISSUER NAME	PAR VALUE	CUSIP	COUPON RATE
LOCAL GOVERNMENT INVESTMENT POOL			
SELF-INSURANCE	\$ 592,712		0.160
CAPITAL PROJECTS FUNDS	1,746,468		0.160
INVESTMENT ACCOUNT	11,475,424		0.160
2016 BOND ISSUANCE	446,612		0.160
LGIP TOTAL / AVERAGE	\$ 14,261,217		0.160



FINANCE & ADMINISTRATION COMMITTEE
BID SUMMARY
January 26, 2021

The following bids/proposals have been solicited, opened and have been approved by the Purchasing Director. All are low bid/proposal except where noted.

<u>BID #</u>	<u>DEPT.</u>	<u>DESCRIPTION</u>	<u>AWARDED TO</u>	<u>AMOUNT</u>
4113-P	CDE	Renewable Generation up to 10.0 MWAC	Silicon Ranch	\$ 46.00 per MWH
4117	G&W	WWTP Primary Building & Effluent Pump Station Modifications	W & O Construction	\$1,311,000.00
4118	Recreation	Kraft Street Trail Spur	Triple S Contracting	\$ 78,000.00
4119-P	Audit	Financial & Compliance Audit	Mauldin and Jenkins LLC	\$ 153, 000.00
4120	Fire Dept.	Uniforms	CMS	See Attached
4121	Street Dept.	Street Light Maintenance	S&W Contracting	\$ 102,600.00
4122	Street Dept.	Traffic Signal Maintenance	S&W Contracting	\$ 232,505.00
4123	CDE	Viavi Solutions TB5800	Power & Tel	\$ 77,812.00
4126-RB	Fire Dept.	Roof Replacement at Fire Station #1	Modern Heating, Cooling, Roofing	\$ 28,812.00
4129	Recreation	Interior Improvements at the Crow Community Center	Triple S Contracting	\$ 50,797.00
4130	Street	CW, BM, CS, 411-E Asphalt	McAsphalt	CW \$ 54.00/ton BM \$ 52.00/ton CS \$ 65.00/ton 411-E \$ 65.00/ton
4134	All Depts.	Printing Services for City Letterhead, Envelopes, Business Cards, & Mailing Labels	Copies in a Flash	See Attached
4135	Fire Dept.	SCBA Equipment	Mid-South Emergency	\$123,940.00
4136	Transit	Bus Operator Uniforms	CMS Uniforms	See Attached

SOLE SOURCE PURCHASES:

1. Fire Dept. - Future purchases of F-500 Foam from Mid-South Emergency Equipment.
2. Police Dept. – Future purchases of Stop Sticks products from Stop Stick Ltd.
3. IT - Future purchases of Dell computers and hardware from Dell.
4. Garage - Future purchases of NED, DLB, Navkal International software systems and Navistar branded parts from Tri-State International Truck.

STATE CONTRACT PURCHASES:

1. Recreation – 2021 Ford Escape in the amount of \$ 23,258.00 from TT of Murfreesboro.
2. Recreation – Two 2020 Ford F-250 trucks in the amount of \$ 59,782.00 from TT of Murfreesboro.
3. Recreation – Toro Groundmaster 4500 in the amount of \$ 66,606.54 from Smith Turf and Irrigation.
4. Building & Codes – Two 2020 Ford Escape Vehicles in the amount of \$ 46,516.00 from TT of Murfreesboro.
5. G&W - 2021 Ford F-150 Truck from Lonnie Cobb Ford of Henderson in the amount of \$28,044.00.
6. CDE - Cellular devices and services from Verizon Wireless Services LLC of Franklin.

OMNIA PARTNER PURCHASES

- 1 Police - Car power adapters, antennas, Havis Chargeguard select control modules and dock stations in the amount of \$ 14,034.80 from Insight.

SOURCEWELL CONTRACT PURCHASES

1. Police - Office furniture in the amount of \$ 17,189.25 from Staples.
2. Police - Fitness equipment in the amount of \$ 41,185.93 from Life Fitness.

Proposal 4113-P-CDE-Renewable Generation up to 10.0MWAC

Silicon Ranch	\$ 46.00 per MWH*
Earth-Right Solutions	Proposal Received
EDF Renewable Solutions	Proposal Received
United Renewable Energy	Proposal Received
Ameresco	No Response
Birdseye Energy	No Response
Cypress Creek	No Response
First Solar	No Response
LightWave	No Response
NextEra	No Response
Radiance Solar	No Response
Solar Alliance	No Response
Cromwell Environmental	No Response
Entegrity	No Response

*This was a proposal where price was not the only factor in the award.

Bid 4117-G&W-WWTP Primary Building & Effluent Pump Station Modifications

W & O Construction Company	\$1,311,000.00*	
Cumberland Valley Constructors	\$1,451,358.00	
J. Cumby Constructors	\$1,591,000.00	
Crowder Construction	\$1,752,000.00	
Gregory Construction	No Response	
English Mountain Construction	No Response	
Appalachian Pipeline Contractors, LLP	No Response	
B. W. Hobson Construction	No Response	
Boan Contracting Co, Inc.	No Response	
Bobby Luttrell and Sons, LLC	No Response	
Byard Construction	No Response	Local
C. J. Hughes	No Response	
Cimarron Underground	No Response	
Civil Contractors, LLC	No Response	
Classic City Mechanical	No Response	
Cleary Construction	No Response	
Conrad Construction Company	No Response	
Dallas Dean, Inc.	No Response	
David Dickson	No Response	
Distribution Construction	No Response	
DM Services	No Response	
Double D Pipeline Services, Inc.	No Response	
Dynamic Construction	No Response	
Electricom, LLC	No Response	
Envision Contractors	No Response	
Equix Energy Services, LLC	No Response	
Fisher Contracting Company	No Response	
Garney Construction	No Response	
Glynn/s Demolition & Excavating	No Response	
Goodrich Construction Co, LLC	No Response	Local
Alberci Constructors, Inc.	No Response	
Brasfield & Gorrie	No Response	
Reynolds Construction	No Response	
Rose Construction	No Response	
SEPM Construction Maintenance, LLC	No Response	
Southerland Construction, LLC	No Response	
Thalle Construction Co	No Response	
The Whiting-Turner Contracting Com	No Response	
Reed Construction LLC	No Response	
Peed Brothers, Inc.	No Response	
HDR Engineering	No Response	
HDR Construction Control Corp.	No Response	
Haren Construction Co Inc.	No Response	
Hawkins & Price	No Response	
Hayes Utility Contractor	No Response	
Highways Inc.	No Response	
Hiwassee Construction	No Response	

Hodges Group	No Response	
Holloman Corporation	No Response	
J.F. Construction Services, LLC	No Response	
J.B. Gibbs & Sons Construction	No Response	
James N Bush Construction, Inc.	No Response	
Jeff Shepherd Construction	No Response	Local
KCL Construction, LLC	No Response	
King Pipeline & Utility Co, Inc.	No Response	
Lancaster Pipe	No Response	
LTS Construction	No Response	
Mark Rowe Construction (MRC Underground Utilities, LLC)	No Response	
Martin Contracting	No Response	
Meadows Construction	No Response	Local
Means Backhoe Service	No Response	
MG Dyess, Inc.	No Response	
Michels Corporation-Pipeline Construction Operators	No Response	
Mid-South Utility	No Response	
Moore Construction Co, Inc.	No Response	Local
Morris Wall Construction Co, Inc.	No Response	Local
Moss Welding & Piping	No Response	
MTS Construction	No Response	
Natural Gas Piping	No Response	
Norris Brothers Excavating	No Response	
Wolseley Industrial Group	No Response	
William Construction	No Response	
Western Construction, LLC	No Response	
Weaver, LLC	No Response	
W. Rogers Company	No Response	
PL Mechanical	No Response	
Parchman Construction Co	No Response	
Pernell Excavating	No Response	
Pinnacle Inc.	No Response	
Pipeline Construction	No Response	
PL-Enerserv	No Response	
Pride Concrete, LLC	No Response	Local
Pride Construction	No Response	
Primoris	No Response	
Progressive Pipeline	No Response	
R&R Piping	No Response	
R. Lafferty & Sons, LLC	No Response	Local
R. Roese	No Response	
Rast Construction	No Response	
Revell Construction	No Response	
Ronald Franks Construction Co, LLC	No Response	
SAK Construction, LLC	No Response	
Schmid Pipeline Construction, Inc.	No Response	
Scott & Ritter Inc.	No Response	

SDT Contractors	No Response	
Speegle	No Response	
Standard Maintenance Co	No Response	
Strike	No Response	
Summit Constructors, Inc.	No Response	
T.J. Construction Inc.	No Response	
Taylor Construction Inc.	No Response	
Team Construction, LLC	No Response	
Triple S Contracting	No Response	Local
Tri-State Utility Contractors	No Response	
Twin States Utilities & Excavating	No Response	

Bid#4118 – Recreation – Kraft Street Trail Spur

Triple S Contracting	\$ 78,000.00*	Local
B.R. Miller & Co.	\$ 95,327.00	Local
Pride Concrete	\$ 121,786.40	Local
Nex Gen Construction	No Response	Local
David Adams Construction	No Response	
Neely Engineers & Contracting	No Response	Local
Jeff Shepherd Construction	No Response	Local
Hall Construction	No Response	Local
Hughes Construction	No Response	Local

Proposal #4119-P – Audit – Financial & Compliance Audit

Mauldin & Jenkins LLC	\$153,000.00*	
Crosslin, PLLC	Proposal Received	Local
MG Group Inc.	Proposal Received	
Alexander Thompson Arnold PLLC	Proposal Received	
Putman & Hancock	Chose not to submit	
Albert R Dicus	Chose not to submit	
Bean, Rhoton and Kelley	Chose not to submit	
Banks Finley White Co.	Chose not to submit	
Stone Rudolph Henry PLLC	Chose not to submit	Local
Brown Jake and McDaniel DC	No Response	
Brown Edward and Company LLP	No Response	
Dale C Isabell CPA	No Response	
David M Ellis	No Response	
Duane Cline CPA LLC	No Response	
Lewis & Associates PC	No Response	
Mitchell Emert and Hill	No Response	
Coulter and Justus	No Response	
Neal Scouten and McConnell	No Response	
Pugh and Company PC	No Response	
Wedgewood Accounting PLLC	No Response	
Whitlock and Company PC	No Response	
Bellenfant PLLC	No Response	
Carr Riggs and Ingram	No Response	

Craine Thompson and Jones	No Response
David Melton CPA	No Response
Denning and Cantrell	No Response
Hassell Ray York and Associates	No Response
Parks and Berry CPA's PC	No Response
Rodefer Moss and Company	No Response
Warren Jackson CPA's PLLC	No Response
GR Rush and Company	No Response
Housholder Artman PLLC	No Response
Jobe Hastings and Associates	No Response
Johnson Murphey and Wright	No Response
Winnett Associates PLLC	No Response
Blankenship CPA Group PLLC	No Response
Culver PLLC	No Response
Dempsey Vantrease and Follis	No Response
Kraft CPA's PLLC	No Response
Yeary Howell and Associates	No Response
Chang & Company CPA's PC	No Response
Hunt & Associates	No Response
John R Poole	No Response
Parson and Associates	No Response
Thurman Campbell Group PLC	No Response
Thompson McConnell Hurst CPA PLC	No Response
Cowart Reese Sargent	No Response
Godwin and Associates PLLC	No Response
Jones and Jones Certified Public Accountants	No Response
Linda's Accounting Firm	No Response
Martha Crites	No Response
Robert A Doll Jr.	No Response
The Sparks CPA Firm DC	No Response
Watkins Uiberall PLLC	No Response
Whitehorn Tankersley and Davis PLLC	No Response
Wickberg Accounting PLLC	No Response
Jackson Thornton	No Response
Baird Audit Group LLC	No Response
Trinity EMS Billing & Consulting	No Response

Bid#4120 –Fire Dept. – Uniforms

CMS	See Attached*
Summit	See Attached
Galls	No Bid
Siegel's	No Bid
Harrell Group	No Response
The Falu Corp.	No Response

Bid#4121 –Street Dept. – Streetlight Maintenance

S&W Contracting	\$ 102,600.00*	
North TN Constructors	\$ 135,378.00	
Stansell Electric Co.	No Contractors License information on envelope	
Davis H Elliot Construction Co.	No Bid	Local
B&R Electric Inc.	No Bid	Local
Putnam Electric Co.	No Bid	Local
Beltline Electric Co.	No Bid	
Rains Electric	No Bid	
Star Construction	No Bid	Local
Chickamauga Construction	No Bid	

Bid#4122 –Street Dept. – Traffic Signal Maintenance

S&W Contracting	\$ 232,505.00*	
Stansell Electric Co.	No Contractors License information on envelope	
Davis H Elliot Construction Co.	No Bid	Local
B&R Electric Inc.	No Bid	Local
Putnam Electric Co.	No Bid	Local
Beltline Electric Co.	No Bid	
Rains Electric	No Bid	
Star Construction	No Bid	Local
Chickamauga Construction	No Bid	

Bid #4123-CDE-Viavi Solutions TB5800

Power & Tel	\$ 77,812.00*	
Border States	\$ 81,646.00	Local
BSE	No Response	
KGPO	No Response	
Access Data Network Solutions, Inc.	No Response	
Advanced Wireless Solutions, Inc.	No Response	
City Electric Supply	No Response	Local
Digital Group LLC	No Response	
Holzberg Communications Inc.	No Response	
Lloyd's Electric Service Inc.	No Response	
Logistix Technologies Inc.	No Response	
Mega Hertz	No Response	
Metro Communications LLC	No Response	
Phoenix Communication Services Inc.	No Response	
Setcom Corporation	No Response	
System Integrations Inc.	No Response	

Bid #4126-RB-Fire Dept.-Roof Replacement at Fire Station #1

Modern Heating, Cooling, Roofing	\$ 28,812.00	Local
TLC Pro Roofing LLC	\$ 47,000.00	
RSS Roofing Services & Solutions	\$ 51,120.00	

Adams Construction	No Response	
Pride Concrete	No Response	Local
Quality Exterior	No Response	Local
Two Rivers Roofing LLC	No Response	
5 Star Roofing	No Response	
Tennessee Roofing & Siding	No Response	Local
Jerry's Roofing	No Response	Local
Jackson Roofing	No Response	Local

Bid #4129-Recreation-Interior Improvements at the Crow Community Center

Triple S Contracting	\$ 50,797.00*	Local
Jeff Shepherd Construction	\$ 56,111.00	Local
Active Energy	\$ 59,100.00	Local
Pride Concrete	\$ 68,720.00	Local
B.R. Miller & Co	\$ 77,040.00	Local
Hughes Construction Corp	\$ 92,440.00	Local
Nex-Gen Construction LLC	No Response	Local
David Adams Construction	No Response	
Neely Engineers & Contracting LLC	No Response	Local
Hall Construction LLC	No Response	Local
Aspen Park Properties	No Response	Local
Bama Boys Construction	No Response	Local
Baldplates Foundation & Construction Services	No Response	
Beech Construction	No Response	
Cliff Carey General Contractors Inc.	No Response	
Curl Construction & Excavating	No Response	
English Mountain Construction	No Response	
Gregory Construction	No Response	
J. Cumby Construction Inc.	No Response	
Level Up Home Improvement	No Response	
MDI Construction	No Response	
Parchman Construction Co Inc.	No Response	
Reagan Design & Construction	No Response	
Reed Construction	No Response	
Rose Construction	No Response	
Scott and Murphy Inc.	No Response	
Synder Environmental & Construction LLC	No Response	
Southeast Contractors Inc.	No Response	
Stubblefield Construction LLC	No Response	
T.W. Frierson Contractor LLC	No Response	
Workman General Contractors LLC	No Response	Local

Bid #4130-Street Dep.-CW, BM, CS, 411-4 Asphalt:

McAsphalt	CM	\$ 54.00*	Local
	BM	\$ 52.00*	
	CS	\$ 65.00*	
	411-E	\$ 65.00*	

Jones Brothers Contracting LLC	No Response	Local
--------------------------------	-------------	-------

Bid #4134 – All Depts. - Printing Services for City Letterhead, Envelopes, Business Cards & Mailing Labels

Copies in a Flash	See Attached*	Local
Sir Speedy Berry Hill	See Attached	
Clarksville Quick Print	No Response	Local
FedEx Kinko's	No Response	Local
Ideal Printing Company	No Response	
Gerald Printing	No Response	Local
Presto Services, Inc.	No Response	Local
Wooten's Custom Printing	No Response	Local
Parris Printing	No Response	
Expert Laser of TN	No Response	Local
Rev Spring	No Response	

Bid #4135-Fire Dept. - SCBA Equipment

Mid-South Emergency Equipment	\$ 126,419.00*
Safe Industries	\$ 128,350.00

Bid #4136-Transit-Bus Operator Uniforms

CMS Uniforms	See Attached*	
Ibiley Uniforms	See Attached	
Uniforms Mfg.	See Attached	
Aramark	No Response	
Unifirst	No Response	Local
BG Uniforms	No Response	
Alpha One Apparel	No Response	
Cintas	No Response	
Summit Uniforms	No Response	
Ameripride Linen & Apparel Services	No Response	
Service Wear Apparel	No Response	
New Day Uniforms & Linens	No Response	Local
Home Team Athletics	No Response	

*Department Recommendation



0R9
1031 Murfreesboro Pike
Nashville, TN 37217
(615) 726-0009

Bid 41120
4692 American Way
Memphis, TN 38118
(901)360-1390

PANTS

1. Fec-38200- Dress Pant Poly Matching Coat- 33.75
2. Fec-38200W- Female Dress Pant Poly- 32.50
3. 511- 74426- Men Class A PDU Pant- 56.50
4. 511- 64400- Women Class A PDU Pant- 55.50
5. 511-74427- Men Class B Duty Pant PDU- 56.50
6. 511-64402- Women Class B Duty Pant PDU- 55.50
7. TruSpec-1119- Shorts Stretch Material Women Navy- 38.50
8. TruSpec- 1108- Shorts Stretch Material Men Navy-37.50
9. Blauer- 8664- Men Class B No Cargo- 100% Poly- 41.50
10. Blauer- 8664W- Women Class B No Cargo 100% Poly- 40.50
11. Blauer- 8666- Men 100% Poly Class B w/ Cargo- 53.35
12. Blauer- 8666W- Women 100% Poly Class B w/ Cargo- 52.25
13. Blauer- 8665- Men 100% Poly Pant Big Cargo- 50.15
14. Blauer- 8665W- Women 100% Poly Pant Big Cargo- 49.00

SHIRTS

1. Propper- F5306-OU- T shirt- 3 Pack Navy / White- 18.49
2. Gildan- 8000- T-Shirt w/Full Screen print – 10.50
3. Gildan -8400- T-Shirt Long Sleeve w/ Full Screen Print- 12.50
4. Sanmar- CS410- Polo Shirt Poly S/S – w/ Full Mono- 25.00
5. Sanmar- TLCS410- Polo Shirt Poly S/S Tall w/Full Mono- 26.89
6. Sanmar- CS411- Polo Shirt Poly- Women-w/Full Mono -24.00
7. Sanmar- CS420- Polo Shirt Poly- w/Full Mono- 23.00
8. Fec- UD12000- Dress Shirt S/S Men- 27.25
9. Fec-UD12020- Dress Shirt Men L/ S- 30.75
10. Fec-UD12030- Dress Shirt Women L/S- 26.50
11. Fec-UD12010-Dress Shirt Women S/S- 26.50
12. Sou- 9103Z- Dress Shirt White L/S Men- 31.20
13. Sou- 9203Z- Dress Shirt White S/S Men- 28.25
14. Blauer- 8675- Dress Shirt 100% Poly S/S- 39.97
15. Blauer- 8670- Dress Shirt 100% Poly L/S- 42.89
16. Blauer-8675W- Women Dress Shirt S/S- 37.00
17. Blauer-8670W- Women Dress Shirt L/S- 41.25
18. Blauer- 8134- Polo 100% Poly Men all Colors S/S w/Full Mono-33.10
19. Blauer- 8134W- Polo 100% Poly All Colors Women S/S with Full Mono- 32.78
20. Blauer-8144-Poly L/S Polo Men All Colors w/Full Mono- 36.75
21. Blauer-8144W- Poly L/S Polo Women All Colors W/Full Mono- 35.00

All Dress Shirts Sewn As
Dept Request at Price Shown.



1031 Murfreesboro Pike
Nashville, TN 37217
(615) 726-0009

4692 American Way
Memphis, TN 38118
(901)360-1390

JACKETS

1. Fec- 38800- Coat Dress Navy Single Breast- 139.00
2. Fec- 38833- Coat Dress Navy Women Sing. Breast- 128.00
3. Fec- 38804- coat Dress Navy Double Breast Men-120.00
4. Blauer -4660 Coat Soft Shell Navy w/ Mono/Sewing- 93.00
5. Blauer- 4605- ¼ Zip Pull Over Soft Shell- w/ Mono- 56.00
6. 511- 72314- Job Shirt ¼ Zip Cotton Navy- 50.00
7. First Tac -118508- Soft Shell ¼ Zip- w/mono- 67.00
8. Blauer- 210- Sweater V-neck- 64.00
9. Spiewak- S588VT- Coat Rain Jacket- 135.00
10. Spiewak- S327- Coat Liner – 82.50
11. Spiewak- S318ZXV-Reversible Soft Shell Jacket - 139.00

Sewn Per Bid At Cost
Shown

ACCESSORIES -Belts/ Boots /Shoes /Socks/ Hats

1. Condor- US1078- Cobra CTB Tac Belt - 55.25
2. 511- 59405 – Belt Operator 1.75in – 27.99
3. 511- 59409- Trainer Belt 1.50in- 27.99
4. 511-59551- TDU Belt- 1.50in- 12.06
5. 511-59552- TDU Belt – 1.75 in- 12.06
6. Boston Leather- 6505-1- 1.75 Belt Leather -19.50
7. Boston Leather- 6582 - 1.50 Belt Leather- 17.00
8. Boston Leather- 6580- 1.25 Belt Leather – 16.59
9. Samuel Broome- Tie- Clip On-18 /20 /22 in- 4.00
10. Samuel Broome- Tie- 90156-Cross Tie- 3.30
11. Sanmar- New Era Hat- NE1120- w/ logo- 12.50
12. Condor- WC- Micro Fleece Watch cap w/logos- 10.00
13. Midway- Bell Crown Navy Cap with Strap / 1 5/8inch Scramble- 55.00
14. Midway- Bell Crown White Cap /with Strap / 1 5/8 Inch Rank- 65.00
15. Damascas- DLD40 Thinsulate Glove- 19.00
16. Damascas- Stealth X Glove- 19.00
17. 511- 59121- Sock 3 pack- Black 9inch- 19.00
18. 511- 50078- Sock 3 Pack- Black 6inch- 19.00
19. 511- 10035- PT Ankle Sock- 3 pack- 17.00
20. 511-12420- Station Boot Slip on- 83.85
21. 511-12391- Boot 8inch ATAC 2.0- 73.00
22. WEI- 834-6034- Slip on Boot- 74.00
23. RedBack- UBBK- Slip on Boot- 114.00
24. Rocky- 2173-Alfa Force Boot- 77.00
25. Rocky- 2091- 7 in Paratrooper Boot- 91.00
26. WEI- 834-6293- CrossTrex Athletic Shoe- 57.00
27. WEI-831-6031- Dress Shoe Poromeric- 52.00
28. WEI-831-6032- Dress Chukka Poromeric- 54.00



1031 Murfreesboro Pike
Nashville, TN 37217
(615) 726-0009

4692 American Way
Memphis, TN 38118
(901) 360-1390

ACCESSORIES -Belts/ Boots /Shoes /Socks/ Hats - Continued

- 29. Blackinton- J1- Gold Name Plate- 8.75
- 30. Blackinton- J1-Silver Name Plate- 8.75
- 31. Blackinton- J6 –Gold Serving Since Plate- 8.75
- 32. Blackinton- J6- Silver Serving Since Plate- 8.75
- 33. Blackinton- B593- Badge Gold- 57.00
- 34. Blackinton- B539- Badge Rhodium – 50.25
- 35. D&K- DK512V-T- badge Holder Belt Clip- 7.50
- 36. Blackinton- A2909- Bugle-Single- 14.50
- 37. Blackinton- A2909-2- Bugle- Double- 13.10
- 38. Blackinton- A2908- 2 Bugle Crossed- 13.10
- 39. Blackinton- A2907- 3 Bugle Crossed- 13.10
- 40. Blackinton- A2906- 4 Bugle Crossed- 14.50
- 41. Blackinton- A2905- 5 Bugle Crossed- 14.50

A handwritten signature in black ink, appearing to read 'Rocky D. White', is written across the page.



QUOTE

To: Clarksville Fire Dept

Vendor:

Summit Uniforms
Rhiannon McMahan
1215 Foster Ave.
Memphis, TN. 37914
901-413-0355

Qty	Item #	Description	Unit Price	Retail	Line Total
1.00	4660	Soft Shell Duty Jacket	\$ 100.00		100.00
1.00	4605	Navy Soft Shell 1/4 Zip	57.00		57.00
1.00	72314	5.11 Cotton Canvas Jobshirt	\$54.00		54.00
1.00	118508	First Tactical Soft Shell 1/4 Zip Jobshirt	\$77.00		77.00
1.00	210	Classic V-Neck Sweater	\$ 68.00		68.00
1.00	S588VT	Spiewak Vizgard Responder Parka	175.00		175.00
1.00	S327	Spiewak Public Safety Fleece Jacket	\$101.00		101.00
1.00	S318ZXV	Spiewak Performance Softshell Jacket	\$158.00		158.00
1.00	US1078	Condor Cobra Black Tactical Belt	\$ 60.00		60.00
1.00	59504	Tactical Operator Belt	28.00		28.00
1.00	59509	Tactical Trainer Belt	\$28.00		28.00
1.00	59551	Tactical TDU Belt	\$13.00		13.00
1.00	59552	Tactical TDU Belt	\$ 13.00		13.00
1.00	6605	Boston Leather 1.75" Garrison Belt	18.00		18.00
1.00	6606	Boston Leather 1.5" Garrison Belt	\$18.00		18.00
1.00	6607	Boston Leather 1.25" Garrison Belt	\$ 18.00		18.00
1.00	90063	Samuel Broome Clip on Ties 18",20",22"	4.00		4.00
1.00	90156	Samuel Broome Female Cross Tie	\$4.00		4.00
1.00	NE1120	New Era 39 Thirty Stretch Mesh Back	\$15.00		15.00

Total Discount

Thank you for your business!



QUOTE

To: Clarksville Fire Dept

Vendor:

Summit Uniforms
Rhiannon McMahan
1215 Foster Ave.
Memphis, TN. 37914
901-413-0355

Qty	Item #	Description	Unit Price	Retail	Line Total
1.00	WC	Condor Microfleece Watch Cap	\$ 12.00		12.00
1.00	CP91L	Port & Company Fleece-Lined Watch Cap	12.00		12.00
1.00	114	Midway Navy Bell Crown Cap w/ Mohair Band and Silver Strap	\$45.00		45.00
1.00	112	Midway White Bell Crown Cap w/ Mohair Band and Gold Strap	\$55.00		55.00
1.00	DM-DLD40	Damascas DLD40 Thinsulate Lined Leather Gloves	\$ 18.00		18.00
1.00	DM-DNS860	Damascas Stealth X Cold Weather Gloves	18.00		18.00
1.00	WCOU	Black Full Cushion Over-The-Knee Socks	\$10.00		10.00
1.00	WCXU	Black Full Cushion Crew Socks	\$10.00		10.00
1.00	WCMU	Black Full Cushion No-Show Socks	\$ 8.00		8.00
1.00	12420	5.11 Tactical Company Station Boot 3.0	84.00		84.00
1.00	12391/12394	5.11 Tactical ATAC 2.0 8" or 6" Side Zip Boot	\$73.00		73.00
1.00	834-6034	Thorogood 6" Quick Release Station Boot	\$73.00		73.00
1.00	UBBK	Redback Bobcat Soft Toe Slip On Boot	\$ 118.00		118.00
1.00	2173/2167	Rocky 6" or 8" Alphaforce Side Zip Boot	80.00		80.00
1.00	2091	Rocky 7" Paraboot with Side Zip	\$96.00		96.00
1.00	MX608	Black Athletic Tennis Shoes NEW BALANCE	\$ 58.00		58.00
1.00	831-6031	Thorogood Poromeric Academy Oxford	54.00		54.00
1.00	831-6032	Thorogood Poromeric Academy Chukka	\$57.00		57.00
			Total Discount		



QUOTE

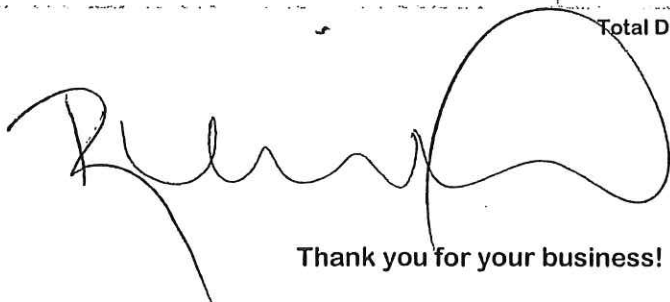
To: Clarksville Fire Dept

Vendor:

Summit Uniforms
Rhiannon McMahan
1215 Foster Ave.
Memphis, TN. 37914
901-413-0355

Qty	Item #	Description	Unit Price	Retail	Line Total
1.00	J1	Nameplate Gold w/ Black Letters	\$ 12.00		12.00
1.00	J1	Nameplate Silver w/ Black Letters	12.00		12.00
1.00	J6	Serving since Gold w/ Black Letters	\$11.00		11.00
1.00	J6	Serving since Silver w/ Black Letters	\$11.00		11.00
1.00	B539	Shirt Badge Gold w. Black Letters	\$ 56.00		56.00
1.00	B539	Shirt Badge Silver w. Black Letters	50.00		50.00
1.00	5840	Boston Leather Badge Holder	\$10.00		10.00
1.00	A2909	Lieutenant Hi Glo Bugles	\$28.00		28.00
1.00	A2909-2	Captain Hi Glo Bugles	\$ 28.00		28.00
1.00	A2908	District Chief Hi Glo Bugles	28.00		28.00
1.00	A2907	Assistant Chief Hi Glo Bugles	\$28.00		28.00
1.00	A2906	Deputy Chief Hi Glo Bugles	\$28.00		28.00
1.00	A2905	Fire Chief Hi Glo Bugles	\$ 28.00		28.00

Total Discount



Thank you for your business!

PRINTING SERVICES PRICE SHEET

WITHOUT CITY SEAL IN ALL COLORS INDICATED

ITEM	QTY.	PRICE
Letterhead	500 sheets/box	\$ 56.50
Business Cards	250 per order	\$ 17.50
#10 Envelopes (no window)	500 per box	\$ 73.50
#10 Envelopes (with window)	500 per box	\$ 84.50
Mailing Labels	500/bundle	\$ 82.00

32.00 Blue ink

WITH CITY SEAL IN ALL COLORS INDICATED

Letterhead	500 sheets/box	\$ 56.50
Business Cards (embossed)	250 per order	\$ 46.00
Business Cards (not embossed)	250 per order	\$ 17.50
#10 Envelopes (no window)	500 per box	\$ 73.50
#10 Envelopes (with window)	500 per box	\$ 84.50
Mailing Labels	500/bundle	\$ 82.00

61.00 Blue ink
32.00 Blue ink

Vendors are to provide (on a separate sheet of paper) quantities offered if different from above. Must also provide pricing for those quantities.

copies in a flash
4.34

LIST ANY UPFRONT COSTS ASSOCIATED WITH PERFORMING THIS CONTRACT:

Bid Number 4134

Copies In A Flash
1841 Business Park Drive
Clarksville, TN 37040
931-551-3219

Letterhead: Cougar White 80# Text

Print with 1 ink color

500	\$ 56.50
1000	\$ 78.00
1500	\$ 99.50
2000	\$ 121.00
2500	\$ 142.50
5000	\$ 187.00

Mailing Labels: 3.5 x 5 Self Adhesive

Print with 1 ink color

500	\$ 82.00
1000	\$ 107.50

Envelopes: #10 Cougar White 60# Regular

Print with 1 ink color

500	\$ 73.50
1000	\$ 112.00
1500	\$ 150.50
2000	\$ 189.00
2500	\$ 227.50
5000	\$ 300.00

Envelopes: #10 Cougar White 60# with Window

Print with 1 ink color

500	\$ 84.50
1000	\$ 134.00
1500	\$ 183.50
2000	\$ 223.00
2500	\$ 282.50
5000	\$ 373.50

Business Cards: #100 Cougar White Cover

Flat Print

Blue		Black	
250	\$ 32.00	250	\$ 17.50
500	\$ 33.00	500	\$ 22.00
1000	\$ 48.00	1000	\$ 27.00

Business Cards: #100 Cougar White Cover

Thermography / Raised Printing / Embossed

Blue		Black	
\$	61.00	\$	46.00
\$	65.00	\$	50.00
\$	73.00	\$	57.00

4134
Sir Speedy

PRINTING SERVICES PRICE SHEET

WITHOUT CITY SEAL IN ALL COLORS INDICATED

ITEM	QTY.	PRICE
Letterhead	500 sheets/box	COST FOR 2500 - \$245.75 / COST FOR 5000 - \$399.75
Business Cards thermographed	250 per order	500 card minimum at \$4.00 per set
#10 Envelopes (no window)	500 per box	COST FOR 2500 - \$319.75 / COST FOR 5000 - \$543.60
#10 Envelopes (with window)	500 per box	COST FOR 2500 - \$327.48 / COST FOR 5000 - \$559.10
Mailing Labels	500/bundle	COST FOR 1000 - \$157.65 / COST FOR 4000 - \$498.25

} Plus
Shipping
to
Clarksville

WITH CITY SEAL IN ALL COLORS INDICATED

Letterhead	500 sheets/box	COST FOR 2500 - \$245.75 / COST FOR 5000 - \$399.75
Business Cards (embossed)	250 per order	500 card minimum at \$54.00 per set
Business Cards (not embossed)	250 per order	250 cards at 35.00
#10 Envelopes (no window)	500 per box	COST FOR 2500 - \$319.75 / COST FOR 5000 - \$543.60
#10 Envelopes (with window)	500 per box	COST FOR 2500 - \$327.48 / COST FOR 5000 - \$559.10
Mailing Labels	500/bundle	COST FOR 1000 - \$157.65 - COST FOR 4000 - \$498.25

} Plus
Shipping
to
Clarksville

Vendors are to provide (on a separate sheet of paper) quantities offered if different from above. Must also provide pricing for those quantities.

LIST ANY UPFRONT COSTS ASSOCIATED WITH PERFORMING THIS CONTRACT:

No upfront costs.

Bid 4136
CMS

Winter Knit Hats (Port and Company Brand) or approved equal.

100% Acrylic beanie, cuff style.

Embroidered with CTS logo



BADGES

(Blackington) with Full Lifetime Warranty

Badges are to be:

2.5 inches tall from top to longest point of badge bottom; below number plate. Badge one and half inches wide, left to right measured from badge center

Badges to have safety catch.

Seal 15/16" full color **SEAL OF THE CITY OF CLARKSVILLE TENNESSEE**

Black block letters where job title is placed under eagle

Black block letters **(CLARKSVILLE)** on top of outer badge above city seal

Black block letters **(TRANSIT)** below city seal above number plate

Number plate **numbered** as specified.

Finish # 1 Rho-Glo (Silver) Finish# 2 Hi-Glo (Gold)

PRESSING AND PACKING

All garments shall be carefully pressed and packed in a first class manner. All orders for specified individuals should be packed as one order with the employee's name on identifying quantities, items and sizing.

SHIRT/TROUSER/JACKET /BADGE				
PRICE:				
			Quote Price:	
	Colors:	Sizes:	S to XL (Shirt) 28-42 (trouser)	XXL to 5XL (Shirt) 44-50+ (trouser)
Long Sleeve Shirt	Light Blue, White, Gray	14.5-21	\$45.51*	\$49.72*
Short Sleeve Shirt	Light Blue, White, Gray	14.5-21	\$38.55*	\$44.90*
Male Trouser 65%Polyester 35% cotton (28-42) (44-50+)	Navy	28-50+	\$22.93 (28-52)	\$25.29 (54+)
Female Trouser (6-18)	Navy	6-24W	\$19.30 (2-18)	\$21.19 (16W-24W)

* PRICE INCLUDES FLAG \$1.76 PLUS ADD ZIPPER \$5.00

[Signature] 12/29/20

Male Trouser 100% Polyester (28-42) (44-50+)	Navy	28-50+	\$36.98	\$36.98
Female Trouser (6-18)	Navy	6-24	\$36.98	\$36.98
Bomber Jacket J329	Navy	XS-6XL	\$27.18**	SEE CHART BELOW
Windbreaker Jacket JST70	Navy	XS-6XL	\$27.40***	SEE CHART BELOW
Polo W/Embroidery CS420	White, Charcoal	XS-5XL	\$27.38***	SEE CHART BELOW
Badge	Gold	NO SIZE	\$75.00	N/A
Badge	Silver	NO SIZE	\$75.00	N/A

Knit Hat w/Cuff	Navy	OSFA	\$5.97***	N/A
------------------------	-------------	------	-----------	-----

** Specs did not request logo. Add \$3 for logo.

*** Price includes logo.

INSTRUCTIONS TO FIRMS

FORMAT AND SUBMITTAL

	J329	JST70	CS420
2XL	\$28.78	\$29.00	\$28.18
3XL	\$31.98	\$32.20	\$31.78
4XL	\$33.58	\$33.80	\$33.58
5XL	\$36.78	\$37.00	\$36.26
6XL	\$38.38	\$38.60	

Responses shall not include any unnecessarily elaborate or promotional material. Responses may not be modified or corrected after being opened unless an addendum is issued requesting resubmissions. Responses will not be valid until all information has been verified and firms' references have been checked.

All requests for exceptions or deviations as a result of this solicitation shall be clearly identifiable by a separate section of the firm's response for review. Exceptions must be approved prior to bidding.

It shall be the right of the CTS to accept or reject any portion of the submitted requests.

No oral, electronic, telegraphic, telephonic or facsimile transmittals will be accepted. All responses must contain an original signature by an authorized officer of the company.

Response documents shall be deemed to include by reference each and every one of the following:

Solicitation Document (RFP, IFB, RFQ)
Addenda to Solicitation Document
All other required forms

EXAMINATION OF RESPONSE DOCUMENTS

By submitting a response, a firm represents that it:

- (1) Has thoroughly examined and become familiar with the work required under this solicitation,
- (2) Comprehends all conditions that may impact the project,
- (3) Has reviewed all addenda, and
- (4) Is capable of providing the goods and/or services necessary to perform the work and/or meet the specifications outlined in this document in a manner that meets CTS's objectives. Failure to examine the documents and inform itself shall be at the firm's own risk. A firm shall have no claim against CTS based upon ignorance or misunderstanding of the solicitation documents. Once the award has been made, failure of a firm to have read all of the conditions, instructions and the agreement shall not be cause to alter any term of the agreement nor shall such failure provide valid grounds for a firm to withdraw or seek additional compensation.

[Handwritten signature] 12/20/20

Bid 4136
Ibiley Uniform

Winter Knit Hats (Port and Company Brand) or approved equal.
100% Acrylic beanie, cuff style.
Embroidered with CTS logo



BADGES

(Blackington) with Full Lifetime Warranty

Badges are to be:

2.5 inches tall from top to longest point of badge bottom; below number plate. Badge one and half inches wide, left to right measured from badge center

Badges to have safety catch.

Seal 15/16" full color **SEAL OF THE CITY OF CLARKSVILLE TENNESSEE**

Black block letters where job title is placed under eagle

Black block letters **(CLARKSVILLE)** on top of outer badge above city seal

Black block letters **(TRANSIT)** below city seal above number plate

Number plate **numbered** as specified.

Finish # 1 Rho-Glo (Silver) Finish# 2 Hi-Glo (Gold)

PRESSING AND PACKING

All garments shall be carefully pressed and packed in a first class manner. All orders for specified individuals should be packed as one order with the employee's name on identifying quantities, items and sizing.

<u>SHIRT/TROUSER/JACKET /BADGE</u>				
<u>PRICE:</u>				
			Quote Price:	
	Colors:	Sizes:	S to XL (Shirt) 28-42 (trouser)	XXL to 5XL (Shirt) 44-50+ (trouser)
Long Sleeve Shirt	Light Blue, White, Gray		\$79.19	\$79.19
Short Sleeve Shirt	Light Blue, White, Gray		\$71.75	\$71.75
Male Trouser 65%Polyester 35% cotton (28-42) (44-50+)	Navy		\$42.09	\$42.09
Female Trouser (6-18)	Navy		\$42.09	\$42.09

Type text here

Male Trouser 100% Polyester (28-42) (44-50+)	Navy		\$69.13	\$69.13
Female Trouser (6-18)	Navy		\$69.13	\$69.13
Bomber Jacket	Navy		\$30.61	\$37.61
Windbreaker Jacket	Navy		\$41.04	\$50.04
Polo W/Embroidery	White, Charcoal		\$34.55	\$39.80
Badge	Gold		\$251.13	
Badge	Silver		\$251.13	

Knit Hat w/Cuff	Navy		\$11.99	\$11.99
-----------------	------	--	---------	---------

INSTRUCTIONS TO FIRMS

FORMAT AND SUBMITTAL

Responses shall not include any unnecessarily elaborate or promotional material. Responses may not be modified or corrected after being opened unless an addendum is issued requesting resubmissions. Responses will not be valid until all information has been verified and firms' references have been checked.

All requests for exceptions or deviations as a result of this solicitation shall be clearly identifiable by a separate section of the firm's response for review. Exceptions must be approved prior to bidding.

It shall be the right of the CTS to accept or reject any portion of the submitted requests.

No oral, electronic, telegraphic, telephonic or facsimile transmittals will be accepted. All responses must contain an original signature by an authorized officer of the company.

Response documents shall be deemed to include by reference each and every one of the following:

- Solicitation Document (RFP, IFB, RFQ)
- Addenda to Solicitation Document
- All other required forms

EXAMINATION OF RESPONSE DOCUMENTS

By submitting a response, a firm represents that it:

- (1) Has thoroughly examined and become familiar with the work required under this solicitation,
- (2) Comprehends all conditions that may impact the project,
- (3) Has reviewed all addenda, and
- (4) Is capable of providing the goods and/or services necessary to perform the work and/or meet the specifications outlined in this document in a manner that meets CTS's objectives. Failure to examine the documents and inform itself shall be at the firm's own risk. A firm shall have no claim against CTS based upon ignorance or misunderstanding of the solicitation documents. Once the award has been made, failure of a firm to have read all of the conditions, instructions and the agreement shall not be cause to alter any term of the agreement nor shall such failure provide valid grounds for a firm to withdraw or seek additional compensation.

Uniforms
Manufacturing
Bid 4136

Winter Knit Hats (Port and Company Brand) or approved equal.
100% Acrylic beanie, cuff style.
Embroidered with CTS logo



Port & Company PC90

BADGES

(Blackington) with Full Lifetime Warranty

Badges are to be:

2.5 inches tall from top to longest point of badge bottom; below number plate. Badge one and half inches wide, left to right measured from badge center

Badges to have safety catch.

Seal 15/16" full color **SEAL OF THE CITY OF CLARKSVILLE TENNESSEE**

Black block letters where job title is placed under eagle

Black block letters (**CLARKSVILLE**) on top of outer badge above city seal

Black block letters (**TRANSIT**) below city seal above number plate

Number plate **numbered** as specified.

Finish # 1 Rho-Glo (Silver) Finish# 2 Hi-Glo (Gold)

PRESSING AND PACKING

All garments shall be carefully pressed and packed in a first class manner. All orders for specified individuals should be packed as one order with the employee's name on identifying quantities, items and sizing.

SHIRT/TROUSER/JACKET /BADGE				
PRICE:				
			Quote Price:	
	Colors:	Sizes:	S to XL (Shirt) 28-42 (trouser)	XXL to 5XL (Shirt) 44-50+ (trouser)
Long Sleeve Shirt	Light Blue, White, Gray	S-5XL	66.91ea	66.91 ea
Short Sleeve Shirt	Light Blue, White, Gray	S-5XL	59.78 ea	59.78 ea
Male Trouser 65%Polyester 35% cotton (28-42) (44-50+) (unhemmed)	Navy HS2149	28-42	72.23 ea	72.23 ea
Female Trouser (6-18) (unhemmed)	Navy HS2481	6-18	63.08 ea	63.08 ea

Male Trouser 100% Polyester (28-42) (44-50+) <small>Inseam 34</small>	Navy <small>Dickies 874</small>	44-72	21.72 ea	21.72 ea
Female Trouser (6-18) <small>Inseam 34</small>	Navy <small>Dickies 774</small>	6-18	19.08 ea	19.08 ea
Bomber Jacket	Navy	S-5XL	27.50 ea	27.50 ea
Windbreaker Jacket	Navy	S-5XL	33.46 ea	33.46 ea
Polo W/Embroidery	White, Charcoal	S-5XL	29.79 ea	29.79 ea
Badge	Gold		NB	NB
Badge	Silver		NB	NB

Knit Hat w/Cuff	Navy	OSFA	9.77 ea	9.77 ea
------------------------	-------------	------	---------	---------

INSTRUCTIONS TO FIRMS

FORMAT AND SUBMITTAL

Responses shall not include any unnecessarily elaborate or promotional material. Responses may not be modified or corrected after being opened unless an addendum is issued requesting resubmissions. Responses will not be valid until all information has been verified and firms' references have been checked.

All requests for exceptions or deviations as a result of this solicitation shall be clearly identifiable by a separate section of the firm's response for review. Exceptions must be approved prior to bidding.

It shall be the right of the CTS to accept or reject any portion of the submitted requests.

No oral, electronic, telegraphic, telephonic or facsimile transmittals will be accepted. All responses must contain an original signature by an authorized officer of the company.

Response documents shall be deemed to include by reference each and every one of the following:

- Solicitation Document (RFP, IFB, RFQ)
- Addenda to Solicitation Document
- All other required forms

EXAMINATION OF RESPONSE DOCUMENTS

By submitting a response, a firm represents that it:

- (1) Has thoroughly examined and become familiar with the work required under this solicitation,
- (2) Comprehends all conditions that may impact the project,
- (3) Has reviewed all addenda, and
- (4) Is capable of providing the goods and/or services necessary to perform the work and/or meet the specifications outlined in this document in a manner that meets CTS's objectives. Failure to examine the documents and inform itself shall be at the firm's own risk. A firm shall have no claim against CTS based upon ignorance or misunderstanding of the solicitation documents. Once the award has been made, failure of a firm to have read all of the conditions, instructions and the agreement shall not be cause to alter any term of the agreement nor shall such failure provide valid grounds for a firm to withdraw or seek additional compensation.

REQUEST FOR PROFESSIONAL SERVICE

1. SELECTION OF FIRM

PROJECT NAME AND SCOPE OF WORK:	CDE substation survey at exit 8 Athletic complex property-3AC. Proposal date 12-28 2020
NAME OF FIRM:	McKAY-BURCHETT AND COMPANY ENGINEERS
QUALIFICATIONS, COMPETENCE AND INTEGRITY OF FIRM:	EXPERIENCED IN SURVEYING, ROAD AND SIDEWALK DESIGN
YEARS OF EXPERIENCE:	24
SIMILAR PROJECTS PERFORMED FOR THE CITY:	CPD DISTRICT 3 SITE WORK
SIMILAR PROJECTS PERFORMED ELSEWHERE:	SANGO SQ. PUBLIX, SPOTLIGHT DAYCARE, BOULEVARD SHOPS - FT. CAMPBELL BLVD.
OTHER QUALIFICATIONS:	NA
NAMES OF THOSE INVOLVED IN THE SELECTION (MUST BE 2 OR MORE AND MUST HAVE NO CONFLICT OF INTEREST):	Jennifer Letourneau- Parks Director JOHN HILBORN - PROJECT MANAGER
DEPARTMENT WHERE FUNDS ARE BUDGETED:	10419703-4330 (to be reimbursed by CDE at closing)

SIGNATURE OF DEPARTMENT HEAD OF BUDGETARY DEPT. OR HIS/HER DESIGNEE

DATE

SIGNATURES OF OTHERS INVOLVED IN SELECTION

DATE

SIGNATURE OF PURCHASING SUPERVISOR

DATE

2. COST: ONCE ALL SIGNATURES ABOVE HAVE BEEN SECURED, YOU MAY NOW REQUEST PRICING FROM THE SELECTED FIRM. COST SHALL BE REPORTED TO THE PURCHASING SUPERVISOR ONCE OBTAINED.

ESTIMATED COST (TO BE PROVIDED ONCE DETERMINED):	\$6300
--	--------

Acknowledgement of cost estimate received:

SIGNATURE OF PURCHASING SUPERVISOR

DATE

SIGNATURE OF CHIEF FINANCIAL OFFICER

DATE

REQUEST FOR PROFESSIONAL SERVICE

1. SELECTION OF FIRM

PROJECT NAME AND SCOPE OF WORK:	Appraisal of the Southern end of the Exit 8 Sports Complex property, approximately 140 Acres, and a separate appraisal of a section at the North end of the property for a CDE Sub-Station, approximately 3 AC
NAME OF FIRM:	Mark Young Real Estate Appraisals
QUALIFICATIONS, COMPETENCE AND INTEGRITY OF FIRM:	General Certified State of Tennessee Appraiser
YEARS OF EXPERIENCE:	30
SIMILAR PROJECTS PERFORMED FOR THE CITY:	Numerous, Northeast corridor, CGW ROW, Street DPT
SIMILAR PROJECTS PERFORMED ELSEWHERE:	MPEC Property
OTHER QUALIFICATIONS:	Licensed in 11 States
NAMES OF THOSE INVOLVED IN THE SELECTION (MUST BE 2 OR MORE AND MUST HAVE NO CONFLICT OF INTEREST):	Jennifer Letourneau- Parks Director JOHN HILBORN - PROJECT MANAGER
DEPARTMENT WHERE FUNDS ARE BUDGETED:	10419703- 4330

[Signature]
SIGNATURE OF DEPARTMENT HEAD OF BUDGETARY
DEPT OR ITS AUTHORIZED DESIGNEE

12-16-2020
DATE

[Signature] (JL) *[Signature]* (JH)
SIGNATURES OF OTHERS INVOLVED IN SELECTION

12-16-20
DATE

Camie Thomas
SIGNATURE OF PURCHASING SUPERVISOR

12-22-20
DATE

2. COST: ONCE ALL SIGNATURES ABOVE HAVE BEEN SECURED, YOU MAY NOW REQUEST PRICING FROM THE SELECTED FIRM. COST SHALL BE REPORTED TO THE PURCHASING SUPERVISOR ONCE OBTAINED.

ESTIMATED COST (TO BE PROVIDED ONCE DETERMINED):

\$2,600.00

Acknowledgement of cost estimate received:

Camie Thomas
SIGNATURE OF PURCHASING SUPERVISOR

12-22-20
DATE

Travis Matta
SIGNATURE OF CHIEF FINANCIAL OFFICER

12/22/20
DATE

EFF NOVEMBER 2017

REQUEST FOR PROFESSIONAL SERVICE

1. SELECTION OF FIRM

PROJECT NAME AND SCOPE OF WORK:	Survey for Hazlewood Regional Recreation Center Property
NAME OF FIRM:	McKAY-BURCHETT AND COMPANY ENGINEERS
QUALIFICATIONS, COMPETENCE AND INTEGRITY OF FIRM:	EXPERIENCED IN SURVEYING, ROAD AND SIDEWALK DESIGN
YEARS OF EXPERIENCE:	24
SIMILAR PROJECTS PERFORMED FOR THE CITY:	CPD DISTRICT 3 SITE WORK
SIMILAR PROJECTS PERFORMED ELSEWHERE:	SANGO SQ. PUBLIX, SPOTLIGHT DAYCARE, BOULEVARD SHOPS - FT. CAMPBELL BLVD.
OTHER QUALIFICATIONS:	NA
NAMES OF THOSE INVOLVED IN THE SELECTION (MUST BE 2 OR MORE AND MUST HAVE NO CONFLICT OF INTEREST):	Jennifer Letourneau- Parks Director JOHN HILBORN - PROJECT MANAGER
DEPARTMENT WHERE FUNDS ARE BUDGETED:	10419703-4330

SIGNATURE OF DEPARTMENT HEAD OF BUDGETARY
DEPT. OR HIS/HER DESIGNEE

12-23-2020
DATE

(JH)
SIGNATURES OF OTHERS INVOLVED IN SELECTION

12-23-20
DATE

SIGNATURE OF PURCHASING SUPERVISOR

12-28-20
DATE

2. **COST:** ONCE ALL SIGNATURES ABOVE HAVE BEEN SECURED, YOU MAY NOW REQUEST PRICING FROM THE SELECTED FIRM. COST SHALL BE REPORTED TO THE PURCHASING SUPERVISOR ONCE OBTAINED.

ESTIMATED COST (TO BE PROVIDED ONCE DETERMINED):	\$2750.00
--	-----------

Acknowledgement of cost estimate received:

SIGNATURE OF PURCHASING SUPERVISOR

12-28-20
DATE

SIGNATURE OF CHIEF FINANCIAL OFFICER

12/28/20
DATE

REQUEST FOR PROFESSIONAL SERVICE

I. SELECTION OF FIRM

PROJECT NAME AND SCOPE OF WORK:	Legal description and drawing of the Southern 142 AC at the Exit 8 Athletic Complex, and the 100' utility easement running North to the CDE Substation property along the Eastern property line.
NAME OF FIRM:	McKAY-BURCHETT AND COMPANY ENGINEERS
QUALIFICATIONS, COMPETENCE AND INTEGRITY OF FIRM:	EXPERIENCED IN SURVEYING, ROAD AND SIDEWALK DESIGN
YEARS OF EXPERIENCE:	24
SIMILAR PROJECTS PERFORMED FOR THE CITY:	CIPD DISTRICT 3 SITE WORK
SIMILAR PROJECTS PERFORMED ELSEWHERE:	SANGO SQ. PUBLIX, SPOTLIGHT DAYCARE, BOULEVARD SHOPS - FT. CAMPBELL BLVD.
OTHER QUALIFICATIONS:	NA
NAMES OF THOSE INVOLVED IN THE SELECTION (MUST BE 2 OR MORE AND MUST HAVE NO CONFLICT OF INTEREST):	Jennifer Letourneau- Parks Director JOHN HILBORN - PROJECT MANAGER
DEPARTMENT WHERE FUNDS ARE BUDGETED:	10419703-4330

SIGNATURE OF DEPARTMENT HEAD OF BUDGETARY
DEPT. OR HIS/HER DESIGNEE

DATE

(JL) (JH)

DATE

SIGNATURE OF PURCHASING SUPERVISOR

DATE

2. COST: ONCE ALL SIGNATURES ABOVE HAVE BEEN SECURED, YOU MAY NOW REQUEST PRICING FROM THE SELECTED FIRM. COST SHALL BE REPORTED TO THE PURCHASING SUPERVISOR ONCE OBTAINED.

ESTIMATED COST (TO BE PROVIDED ONCE DETERMINED):	\$6300 3,100
--	-------------------------

Acknowledgement of cost estimate received:

SIGNATURE OF PURCHASING SUPERVISOR

DATE

SIGNATURE OF CHIEF FINANCIAL OFFICER

DATE

EFF NOVEMBER 2017

REQUEST FOR PROFESSIONAL SERVICE

1. SELECTION OF FIRM

PROJECT NAME AND SCOPE OF WORK:	Appraisal of the proposed Hazlewood Regional Recreation Center property on Hazlewood Road, approximately 10AC
NAME OF FIRM:	Mark Young Real Estate Appraisals
QUALIFICATIONS, COMPETENCE AND INTEGRITY OF FIRM:	General Certified State of Tennessee Appraiser
YEARS OF EXPERIENCE:	30
SIMILAR PROJECTS PERFORMED FOR THE CITY:	Numerous, Northeast corridor, CGW ROW, Street DPT
SIMILAR PROJECTS PERFORMED ELSEWHERE:	MPEC Property
OTHER QUALIFICATIONS:	Licensed in 11 States
NAMES OF THOSE INVOLVED IN THE SELECTION (MUST BE 2 OR MORE AND MUST HAVE NO CONFLICT OF INTERESTS):	Jennifer Letourneau- Parks Director JOHN HILBORN - PROJECT MANAGER
DEPARTMENT WHERE FUNDS ARE BUDGETED:	10419703- 4330

SIGNATURE OF DEPARTMENT HEAD OF BUDGETARY DEPT. OR HIS/HER DESIGNEE

DATE

SIGNATURE OF OTHERS INVOLVED IN SELECTION (JL) (JH)

DATE

SIGNATURE OF PURCHASING SUPERVISOR

DATE

2. **COST:** ONCE ALL SIGNATURES ABOVE HAVE BEEN SECURED, YOU MAY NOW REQUEST PRICING FROM THE SELECTED FIRM. COST SHALL BE REPORTED TO THE PURCHASING SUPERVISOR ONCE OBTAINED.

ESTIMATED COST (TO BE PROVIDED ONCE DETERMINED):	\$1,000.00
--	------------

Acknowledgement of cost estimate received:

SIGNATURE OF PURCHASING SUPERVISOR

DATE

SIGNATURE OF CHIEF FINANCIAL OFFICER

DATE

EFF NOVEMBER 2017

REQUEST FOR PROFESSIONAL SERVICE

1. SELECTION OF FIRM

PROJECT NAME AND SCOPE OF WORK:	<p>WWTP Thermal Dryer (TO #4 - MSA 2019) – The project comprises design and preparation of construction plans and specifications for new thermal dryer equipment and related accessories, including modification to cake conveyance, new wet cake storage bin with dryer feed pumps, odor control equipment and all civil, mechanical, structural, electrical and I&C integration work to support the thermal dryer system. Hazen will provide bidding and limited construction phase services.</p> <p>Term: Design phase is estimated at approximately 14 months with an estimated three-month bid phase and approximately 20-month construction phase.</p>
NAME OF FIRM:	Hazen and Sawyer, P.C. (Hazen)
QUALIFICATIONS, COMPETENCE AND INTEGRITY OF FIRM:	<p>This firm is a qualified and licensed professional engineering firm specializing in Water and Wastewater Municipal projects. Hazen provides a broad range of services and is readily available to assist the City. Hazen has qualified staff including seasoned, licensed professional engineers with extensive technical experience relating to municipal infrastructure. In addition, Hazen has existing knowledge of Clarksville's system assets, operations and staff.</p>
YEARS OF EXPERIENCE:	Since 1951
SIMILAR PROJECTS PERFORMED FOR THE CITY:	<ol style="list-style-type: none"> 1. Wastewater Treatment Plant (WWTP) Improvements, including evaluation, design and construction services; 2. WWTP Solids Treatment and Handling Evaluation; 3. Comprehensive Assessment of the Collection System; 4. Northwest Sanitary Sewer Basin Preliminary Engineering Report; 5. Wet Weather Planning; 6. Valleybrook Park Equalization Tank; 7. Development of Water Distribution System Hydraulic Model; 8. Miscellaneous Engineering Services. 9. Misc. WWTP Facility Improvements
SIMILAR PROJECTS PERFORMED ELSEWHERE:	<ol style="list-style-type: none"> 1. Hazen has provided a broad range of various engineering services to its clients since 1951. Highlights of recent, similar projects include: 2. Brentwood Sewer Master Plan and Modeling – Brentwood, TN 3. Moccasin Bend WWTP Influent Sewer Characterization – Chattanooga, TN 4. Lower Brush Creek Interceptor Modeling and Design – Johnson City, TN 5. West Kingsport and Pendragon PS Modeling and Design – Kingsport, TN 6. West Park PS and EQ Storage Planning and Design – Nashville, TN 7. Central WWTP 10-MGD Equalization Tank, Nashville, TN; 8. Town Branch WWTP 22-MGD, Lexington, KY; 9. Lexington & Payne CSO Basin 13.7, Louisville, KY.
OTHER QUALIFICATIONS:	<p>Hazen has talented professional staff dedicated to successful completion of its projects. A good working relationship exists with key members of the firm. Hazen has satisfactorily provided water and</p>

REQUEST FOR PROFESSIONAL SERVICE
 WWTP Thermal Dryer (TO #4 - MSA 2019)
 Hazen and Sawyer, P.C.

Page 2

	wastewater related services to CGW and is familiar with CGW's infrastructure.
NAMES OF THOSE INVOLVED IN THE SELECTION (MUST BE 2 OR MORE AND MUST HAVE NO CONFLICT OF INTEREST AS PER PURCHASING POLICY):	Garth Branch, PE Brian Shelton
DEPARTMENT WHERE FUNDS ARE BUDGETED:	Clarksville Gas & Water Department


 SIGNATURE OF DEPARTMENT HEAD OF BUDGETARY
 DEPT. OR HIS/HER DESIGNEE

10-04-2020
 DATE


 SIGNATURES OF OTHERS INVOLVED IN SELECTION

10-5-2020
 DATE


 SIGNATURE OF PURCHASING DIRECTOR

10-7-20
 DATE

2. **COST: ONCE ALL SIGNATURES ABOVE HAVE BEEN SECURED, YOU MAY NOW REQUEST PRICING FROM THE SELECTED FIRM. COST SHALL BE REPORTED TO THE PURCHASING DIRECTOR ONCE OBTAINED.**

ESTIMATED COST (TO BE PROVIDED ONCE DETERMINED):	\$ <u>1,164,106.00</u>
--	------------------------

Acknowledgement of cost estimate received:


 SIGNATURE OF DEPARTMENT HEAD/DESIGNEE

01-08-2021
 DATE


 SIGNATURE OF PURCHASING DIRECTOR

1-12-21
 DATE


 SIGNATURE OF CHIEF FINANCIAL OFFICER

1-8-2021
 DATE

REQUEST FOR PROFESSIONAL SERVICE – FEE INCREASE NOTIFICATION

1. SELECTION OF FIRM

PROJECT NAME AND SCOPE OF WORK:	<p>Flow Monitoring Services to identify and prioritize infiltration/inflow and other capacity-related problems to improve system performance. Services will comprise field services to install and maintain flow monitoring network, data analysis to assure accuracy and reliability of flow data, delivery of flow monitoring data and engineering reporting, which comprises statistical analysis and data interpretation. ADS will provide temporary flow studies to delineate problem areas, rank sub-basins by inflow and infiltration severity. In addition, ADS will monitor flow long-term, collect pre- and post-flow performance data, and evaluate such data to verify rehabilitation and support project goals.</p> <p>Contract Term: One year with two one-year renewal options Change Order No. 1: Fee increase to capture services in the first renewal term. Change Order No. 2: Fee increase to capture cost of services in the second and last renewal term.</p>
NAME OF FIRM:	ADS Environmental Services (ADS)
QUALIFICATIONS, COMPETENCE AND INTEGRITY OF FIRM:	<p>ADS has served the water and wastewater industry for over four decades. ADS monitors the performance of collection system flows and sewer levels. ADS provides robust, accurate and affordable measurement along with hydraulic analysis to support project and financial objectives. ADS offers comprehensive, innovative flow information, from real-time flow data to temporary flow monitoring reports. In addition, ADS offers level monitoring to provide early warning of preventable blockages - preventing overflows and optimizing sewer cleaning.</p> <p>With its extensive experience and thousands of flow and level assessment projects, ADS tailors product recommendations to meet even the most challenging projects and provide the right level of services to match budget and resources. ADS has a comprehensive array of software products that deliver information of the highest quality. ADS utilizes flow monitors, level monitors as well as software, and provides field services and data processing to Web-based information and statistical reporting.</p>
YEARS OF EXPERIENCE:	Established in 1975
SIMILAR PROJECTS PERFORMED FOR THE CITY:	<p>Services in the past 10+ years include:</p> <ul style="list-style-type: none"> - Flow meters and rain gauges for long term sewer line flow monitoring along with data analysis - CSO basin study flow monitoring
SIMILAR PROJECTS PERFORMED ELSEWHERE:	<p>Nashville, TN – CSO/SSO Reduction – Long Term Flow Monitoring Murfreesboro, TN – Level Monitoring Indianapolis, IN – Comprehensive Flow Monitoring, I/I Reduction</p>
OTHER QUALIFICATIONS:	<p>ADS has satisfactorily provided flow data collection and analysis and interpretation to CGW in the past.</p> <p>To provide its customers improved equipment reliability, field work efficiencies, and outstanding flow data uptime, ADS has maintained a Certified Quality Management System (QMS) for products and services, which is centered around ensuring the implementation of quality processes through continuous improvement and customer feedback, for over twenty years. ADS' management team relies on ISO and ATEX standards to focus all employees on quality systems</p>

REQUEST FOR PROFESSIONAL SERVICE – FEE INCREASE NOTIFICATION

Flow Monitoring Services

ADS Environmental Services

Page 2

	that audit manufacturing, service, and sales processes for continuous improvements which are tied directly to customer requirements. ADS is the only flow monitoring company in its industry with an ISO certification of field services. ADS is audited annually by authorized agencies for verifying compliance to ISO 9001 QMS standards. ADS audits internal field services such as flow monitoring installations and maintenance services.
NAMES OF THOSE INVOLVED IN THE SELECTION (MUST BE 2 OR MORE AND MUST HAVE NO CONFLICT OF INTEREST AS PER PURCHASING POLICY):	Garth B. Branch, PE Y'hanna Perez-Ortiz, PE
DEPARTMENT WHERE FUNDS ARE BUDGETED:	Clarksville Gas & Water Department

SIGNATURE OF DEPARTMENT HEAD OF BUDGETARY DEPT. OR HIS/HER DESIGNEE

12-02-2020

DATE

SIGNATURES OF OTHERS INVOLVED IN SELECTION

12/2/20

DATE

SIGNATURE OF PURCHASING DIRECTOR

12-7-20

DATE

2. COST - NOTIFICATION:

PLEASE NOTE, THAT THIS FEE INCREASE REQUEST FOR PROFESSIONAL SERVICE IS SUBMITTED IN ACCORDANCE WITH CGW'S STANDARD PROCEDURE ON THE USE OF CONTRACT CHANGE ORDERS, WHICH SPECIFIES THAT NOTIFICATION MUST BE SENT TO THE PURCHASING OFFICER, IF THE AGGREGATE OF ALL CHANGE ORDERS EXCEEDS THE BASE CONTRACT PRICE BY MORE THAN THIRTY PERCENT (30%).

Fee Increase of \$58,200.00 (currently approved fee \$116,400.00)

(Note: Original Contract Amount: \$ 58,200.00
Change Order No. 1: \$ 58,200.00
Change Order No. 2: \$ 58,200.00
Total Not-to-Exceed Contract Fee: \$174,600.00)

Acknowledgement of fee increase received:

SIGNATURE OF DEPARTMENT HEAD/DESIGNEE

12-03-2020

DATE

SIGNATURE OF PURCHASING DIRECTOR

12-7-20

DATE

SIGNATURE OF CHIEF FINANCIAL OFFICER

12/3/2020

DATE

REQUEST FOR PROFESSIONAL SERVICE – FEE INCREASE NOTIFICATION

1. SELECTION OF FIRM

PROJECT NAME AND SCOPE OF WORK:	<p>Relocation of Utilities for the City of Clarksville Street Department's Road Widening and Realignment of Rossvie Road (TDOT Project No. 63LPLM-F3-030). Consultant engineering services comprise preparation of gas, water and sewer relocation plans as well as construction documents associated with the widening/realignment of Rossvie Road starting West of I-24 to Dunbar Cave Road. The project includes relocation of water, sewer and natural gas utility lines alongside approximately 4,331' of roadway improvements along Rossvie Road, 3,600' of roadway improvements along Dunbar Cave Road and 200' of roadway improvements along Cardinal Lane.</p> <p>Change Order #1 served to incorporate services associated with gas utilities (original contract scope included water and sewer utility relocation only)</p> <p>Change Order #2 served to incorporate easement negotiation services as well as design of a high pressure gas line and additional gravity sewer.</p> <p>Change Order #3 served to include additional easement negotiation services, revisions to waterline, sewer and natural gas designs as well as additional fees for potential design revisions during construction.</p> <p>Change Order #4 serves to include additional design of relocation plans for water, sewer and natural gas utilities at two locations. The first location, at the intersection of Powell Road and Rossvie Road, is necessary because widening of the intersection has been included in the project. The second location, at the AT&T site at the western end of the project, is necessary because a portion of AT&T facilities will remain in place and are in conflict with existing CGW utilities. Easement negotiation and acquisition services by a subconsultant will be utilized for the additional utility relocations.</p>
NAME OF FIRM:	DBS and Associates Engineering (DBS), PO Box 949, Clarksville, TN 37041-0949
QUALIFICATIONS, COMPETENCE AND INTEGRITY OF FIRM:	<p>DBS is a local multi-disciplinary engineering and surveying firm in business since 1988, whose staff is familiar with the City's utility infrastructure. DBS is capable and a good value compared with Nashville area engineering firms.</p> <p>Based on a history of working with DBS on a number of design projects, Clarksville Gas and Water's engineering group has a good understanding of the consultant's strengths and believes that the consultant provides a good value for the City of Clarksville. DBS has satisfactorily performed on previous projects.</p>
YEARS OF EXPERIENCE:	Founded in 1988
SIMILAR PROJECTS PERFORMED FOR THE CITY:	<ul style="list-style-type: none"> • TDOT Utility Relocation – Hankook Tire • 41-A Utility Crossings • Oak Street Area Sewer System Improvements • Bellamy Lane Lift Station and Force Main • College Street Combined Sewer Replacement • Hemlock Semiconductor Corp. (Sewer) • New Providence Water Main Improvements • Bristol Park Lift Station • Hazelwood Lift Station Pump Replacement/Upgrade • Industrial Park Force Main

REQUEST FOR PROFESSIONAL SERVICE – FEE INCREASE NOTIFICATION

Relocation of Utilities for the City of Clarksville Street Department's Road Widening and Realignment of Rossview Road

DBS and Associates Engineering

Page 2

SIMILAR PROJECTS PERFORMED ELSEWHERE:	<ul style="list-style-type: none"> • Airgas (HSC) Utilities- Hemlock Semi-Conductor • Hankook Tire Utilities –Industrial Development Board • Chesterfield to I-40 Utility Extension – Private – Metro Nashville Utilities • Wedgewood Ave Utility Extension – Private – Metro Nashville Utilities • Charlotte Ave Utility Extension – Private – Metro Nashville Utilities • Subdivision Utilities: <ul style="list-style-type: none"> ○ The Woodlands- Ft. Campbell- Actus ○ Winterset Farms - Private ○ Stonehurst - Private ○ Franklin Meadows - Private
OTHER QUALIFICATIONS:	<p>DBS has extensive knowledge and experience working with municipalities of all sizes and offers design of water and sewer infrastructure to planning and design documents for grading, drainage and utilities. DBS has completed numerous transportation, industrial, commercial, utility, and residential projects throughout the southeast region.</p> <p>DBS is performing the roadway design for this City of Clarksville Street Department project.</p>
NAMES OF THOSE INVOLVED IN THE SELECTION (MUST BE 2 OR MORE AND MUST HAVE NO CONFLICT OF INTEREST AS PER PURCHASING POLICY):	<p>Garth Branch, PE Tom Heath, PE</p>
DEPARTMENT WHERE FUNDS ARE BUDGETED:	Clarksville Gas & Water Department

SIGNATURE OF DEPARTMENT HEAD OF BUDGETARY DEPT. OR HIS/HER DESIGNEE

01-12-2021
DATE

SIGNATURES OF OTHERS INVOLVED IN SELECTION

DATE

SIGNATURE OF PURCHASING SUPERVISOR

DATE

2. COST – NOTIFICATION

PLEASE NOTE, THAT THIS FEE INCREASE REQUEST FOR PROFESSIONAL SERVICE IS SUBMITTED IN ACCORDANCE WITH CGW'S STANDARD PROCEDURE ON THE USE OF CONTRACT CHANGE ORDERS, WHICH SPECIFIES THAT NOTIFICATION MUST BE SENT TO THE PURCHASING OFFICER, IF THE AGGREGATE OF ALL CHANGE ORDERS EXCEEDS THE BASE CONTRACT PRICE BY MORE THAN THIRTY PERCENT (30%).

REQUEST FOR PROFESSIONAL SERVICE – FEE INCREASE NOTIFICATION

Relocation of Utilities for the City of Clarksville Street Department's Road Widening and Realignment of
Rossview Road

DBS and Associates Engineering

Page 3

Fee Increase of \$50,427.28 (currently approved fee \$191,526.31)

(Note: Original Contract Amount:	\$ 78,242.42
Change Order No. 1:	\$ 16,932.55
Change Order No. 2:	\$ 63,912.59
Change Order No. 3:	\$ 32,438.75
Change Order No. 4:	\$ 50,427.28
Total Not-to-Exceed Contract Fee:	\$241,953.59)

Acknowledgement of fee increase received:



SIGNATURE OF DEPARTMENT HEAD/DESIGNEE

01-12-2021

DATE



SIGNATURE OF PURCHASING SUPERVISOR

1-15-21

DATE



SIGNATURE OF CHIEF FINANCIAL OFFICER

1-12-2021

DATE

REQUEST FOR PROFESSIONAL SERVICE

1. SELECTION OF FIRM

PROJECT NAME AND SCOPE OF WORK:	SUPERVISION OF CFR BURN BUILDING SITE REMEDIATION
NAME OF FIRM:	ECS
QUALIFICATIONS, COMPETENCE AND INTEGRITY OF FIRM:	LICENSED GEOTECHNICAL ENGINEERS
YEARS OF EXPERIENCE:	32
SIMILAR PROJECTS PERFORMED FOR THE CITY:	REMEDIATION FREEDOM POINT
SIMILAR PROJECTS PERFORMED ELSEWHERE:	FREEDOM POINT, RED RIVER EAST TRAIL
OTHER QUALIFICATIONS:	CURRENTLY NATIONALLY RANKED AS 69 IN THE TOP 500 ENGINEERING FIRMS.
NAMES OF THOSE INVOLVED IN THE SELECTION (MUST BE 2 OR MORE AND MUST HAVE NO CONFLICT OF INTEREST):	JOHN HILBORN PROJECT MANAGER FREDDIE MONTGOMERY CFR CHIEF
DEPARTMENT WHERE FUNDS ARE BUDGETED:	21222


SIGNATURE OF DEPARTMENT HEAD OF BUDGETARY DEPT. OR HIS/HER DESIGNEE

23 Dec 2020
DATE

(JH)  (FM)
SIGNATURES OF OTHERS INVOLVED IN SELECTION

23 Dec 2020
DATE


SIGNATURE OF PURCHASING SUPERVISOR

12.23.20
DATE

2. **COST: ONCE ALL SIGNATURES ABOVE HAVE BEEN SECURED, YOU MAY NOW REQUEST PRICING FROM THE SELECTED FIRM. COST SHALL BE REPORTED TO THE PURCHASING SUPERVISOR ONCE OBTAINED.**

ESTIMATED COST (TO BE PROVIDED ONCE DETERMINED):	\$1,344.00
--	------------

Acknowledgement of cost estimate received:


SIGNATURE OF PURCHASING SUPERVISOR

12.23.20
DATE


SIGNATURE OF CHIEF FINANCIAL OFFICER

12/23/20
DATE

REQUEST FOR PROFESSIONAL SERVICE

1. SELECTION OF FIRM

PROJECT NAME AND SCOPE OF WORK:	Land closing on 1019 Main Street
NAME OF FIRM:	Cunningham, Mitchell & Rocconi
QUALIFICATIONS, COMPETENCE AND INTEGRITY OF FIRM:	Extensive experience in estate planning, land closings and family law
YEARS OF EXPERIENCE:	70 years
SIMILAR PROJECTS PERFORMED FOR THE CITY:	Closings for 808 S. Riverside Drive and 10 Jamestown Place
SIMILAR PROJECTS PERFORMED ELSEWHERE:	
OTHER QUALIFICATIONS:	
NAMES OF THOSE INVOLVED IN THE SELECTION (MUST BE 2 OR MORE AND MUST HAVE NO CONFLICT OF INTEREST AS PER PURCHASING POLICY):	Camille Thomas Katina Spainhoward Lauri Morrison
DEPARTMENT WHERE FUNDS ARE BUDGETED:	No city funds are being used

Camille Thomas
SIGNATURE OF DEPARTMENT HEAD OF BUDGETARY
DEPT. OR HIS/HER DESIGNEE

1-14-21
DATE

Lauri Morrison
SIGNATURES OF OTHERS INVOLVED IN SELECTION

1-14-21
DATE

Camille Thomas
SIGNATURE OF PURCHASING DIRECTOR

1-14-21
DATE

2. **COST: ONCE ALL SIGNATURES ABOVE HAVE BEEN SECURED, YOU MAY NOW REQUEST PRICING FROM THE SELECTED FIRM. COST SHALL BE REPORTED TO THE PURCHASING DIRECTOR ONCE OBTAINED.**

ESTIMATED COST (TO BE PROVIDED ONCE DETERMINED):	\$ 0.00
--	---------

Acknowledgement of cost estimate received:

SIGNATURE OF DEPARTMENT HEAD/DESIGNEE

DATE

Camille Thomas
SIGNATURE OF PURCHASING DIRECTOR

1-14-21
DATE

Lauri Morrison
SIGNATURE OF CHIEF FINANCIAL OFFICER

1/21/21
DATE

REQUEST FOR PROFESSIONAL SERVICE

I. SELECTION OF FIRM

PROJECT NAME AND SCOPE OF WORK:	Option C of Vision Architects October 26th 2020 Proposal to provide schematic design, Architecture and structural, Mechanical, and Electrical engineering inspections, and obtain project cost estimates.
NAME OF FIRM:	Vision Architects- H. Stephen Lee, Principal
QUALIFICATIONS, COMPETENCE AND INTEGRITY OF FIRM:	Licensed Architect.
YEARS OF EXPERIENCE:	35 years
SIMILAR PROJECTS PERFORMED FOR THE CITY:	None
SIMILAR PROJECTS PERFORMED ELSEWHERE:	Nacurto Volvo sales and Service Center Thun Rd. Clarksville.
OTHER QUALIFICATIONS:	Extensive experience in Project Management and Industrial Design
NAMES OF THOSE INVOLVED IN THE SELECTION (MUST BE 2 OR MORE AND MUST HAVE NO CONFLICT OF INTEREST):	Bill Lee- City Garage Director JOHN HILBORN - PROJECT MANAGER
DEPARTMENT WHERE FUNDS ARE BUDGETED:	10419603-4340

B. H. Lee 1-6-2021
 SIGNATURE OF DEPARTMENT HEAD OF BUDGETARY DEPT. OR HIS/HER DESIGNEE DATE
B. H. Lee (BL) [Signature] (JH) 1-6-2021
 SIGNATURES OF OTHERS INVOLVED IN SELECTION DATE
Carmie Thomas 1-11-21
 SIGNATURE OF PURCHASING SUPERVISOR DATE

2. COST: ONCE ALL SIGNATURES ABOVE HAVE BEEN SECURED, YOU MAY NOW REQUEST PRICING FROM THE SELECTED FIRM. COST SHALL BE REPORTED TO THE PURCHASING SUPERVISOR ONCE OBTAINED.

ESTIMATED COST (TO BE PROVIDED ONCE DETERMINED):	\$12,200.00
--	-------------

Acknowledgement of cost estimate received:

Carmie Thomas 1-12-21
 SIGNATURE OF PURCHASING SUPERVISOR DATE
[Signature] 1/11/21
 SIGNATURE OF CHIEF FINANCIAL OFFICER DATE

EFF NOVEMBER 2017

Clarksville, TN
Date range: 01 Nov 2020 - 31 Dec 2020

<u>ID ↑</u>	<u>Description</u>	<u>VIN/Seria</u> <u>I</u>	<u>Buyer</u>	<u>Typ</u> <u>e</u>	<u>Sold</u> <u>Amount</u>	<u>Auction Ended</u>	<u>Credit Date</u>
278 3	LG, approx. 65- inch TV		Marvin Hall	USD	\$52.00	30 Nov 2020 09:00 AM ET	
283 9	Skamper-ramp for pets		Brian Strickland	USD	\$(12.00)	03 Nov 2020 09:15 AM ET	02 Dec 2020 04:05 PM ET
284 0	Sprint Aquatics Steps		David Conger	USD	\$10.00	03 Nov 2020 09:30 AM ET	
284 1	Radiant Heat Fans		Angela Stuart	USD	\$15.01	03 Nov 2020 09:45 AM ET	
284 2	Dehumidifiers		Brian Strickland	USD	\$(120.00)	03 Nov 2020 10:00 AM ET	02 Dec 2020 04:01 PM ET
284 4	NORTIC- TRACK RECUMBENT EXERCISE BIKE		Olumide Showunmi	USD	\$(5.00)	17 Nov 2020 09:00 AM ET	08 Dec 2020 02:51 PM ET

<u>ID ↑</u>	<u>Description</u>	<u>VIN/Seria</u> <u>I</u>	<u>Buyer</u>	<u>Type</u>	<u>Sold</u> <u>Amount</u>	<u>Auction Ended</u>	<u>Credit Date</u>
284 5	FREEMOTION ELLIPTICAL		Dean Kimpel	USD	\$42.50	17 Nov 2020 09:15 AM ET	
284 6	FREEMOTION ELLIPTICAL		james sesler	USD	\$5.00	09 Dec 2020 09:00 AM ET	
284 8	Dehumidifiers, Skamper Ramp for Pets, True Stationary Bike		brandon woodruff	USD	\$57.00	16 Dec 2020 09:00 AM ET	
284 9	Computers, ETC.		Nelson orikhi	USD	\$1,375.00	17 Dec 2020 09:00 AM ET	
285 1	Manual Folder		Dexter Turner	USD	\$5.00	17 Dec 2020 09:30 AM ET	
285 2	Portable Check/Documen t Scanner		DEMETRIA ALEXANDE R	USD	\$5.00	17 Dec 2020 09:45 AM ET	
285 3	Digital Card Readers		Derek Chambers	USD	\$5.00	17 Dec 2020 10:15 AM ET	

<u>ID</u> ↑	<u>Description</u>	<u>VIN/Seria</u> <u>I</u>	<u>Buyer</u>	<u>Type</u>	<u>Sold</u> <u>Amount</u>	<u>Auction Ended</u>	<u>Credit Date</u>
285 5	Life Jackets, Paddles, Helmets		kevin kenady	USD	\$27.00	22 Dec 2020 09:00 AM ET	
					\$1,598.51		

Clarksville Gas and Water Department, TN
Date range: 01 Nov 2020 - 31 Dec 2020

<u>ID ↑</u>	<u>Description</u>	<u>VIN/Serial</u>	<u>Buyer</u>	<u>Type</u>	<u>Sold Amount</u>	<u>Auction Ended</u>	<u>Credit Date</u>
294	BACKHOE BUCKETS FOR SCRAP		Ernest Coots	USD	\$855.00	30 Nov 2020 09:13 PM ET	
295	BACKHOE FORKS		Ben Brogdon	USD	\$575.00	30 Nov 2020 09:20 PM ET	
296	BOX SCRAPER FOR TRACTOR		Ben Brogdon	USD	\$312.00	30 Nov 2020 09:28 PM ET	
297	RAKE FOR TRACTOR		Benjamin Dean	USD	\$320.00	30 Nov 2020 09:30 PM ET	
298	TRAILER WITH VACUUM SYSTEM		Tom Pickney	USD	\$434.00	30 Nov 2020 09:31 PM ET	
299	TRUCK BED RAKE		Tom Pickney	USD	\$52.00	30 Nov 2020 09:34 PM ET	

<u>ID ↑</u>	<u>Description</u>	<u>VIN/Serial</u>	<u>Buyer</u>	<u>Type</u>	<u>Sold Amount</u>	<u>Auction Ended</u>	<u>Credit Date</u>
300	AIR COMPRESSORS		Mike Davidson	USD	\$475.00	30 Nov 2020 09:36 PM ET	
301	WATER PUMPS		Ernest Coots	USD	\$210.00	30 Nov 2020 09:38 PM ET	
302	TAILGATES		Alora Suggs-Neuner	USD	\$(825.00)	30 Nov 2020 09:55 PM ET	16 Dec 2020 03:57 PM ET
302	TAILGATES		John Horsley	USD	\$900.00	31 Dec 2020 07:55 AM ET	
303	LIGHTED CHRISTMAS TREES		Celena Stewart	USD	\$52.00	11 Dec 2020 09:41 PM ET	
					\$4,185.00		