



GAS & WATER COMMITTEE AGENDA

DATE: March 18, 2021

TIME: 4:00 p.m.

LOCATION: Via Zoom

IN AN EFFORT TO FACILITATE THE RESPONSE TO CORONAVIRUS DISEASE 2019 (COVID-19), THIS MEETING WILL BE CONDUCTED VIA ZOOM. AN AUDIO RECORDING OF THE PROCEEDINGS WILL BE MADE AVAILABLE TO THE PUBLIC WITHIN 48 HOURS. MEMBERS OF THE PUBLIC ARE, BY LAW, ALLOWED TO ATTEND MEETINGS OF THE CITY OF CLARKSVILLE GAS & WATER COMMITTEE, BUT ARE STRONGLY DISCOURAGED TO DO SO AT THIS TIME.

I. CALL TO ORDER

II. ANNOUNCE MEMBERS IN ATTENDANCE (VERIFY QUORUM)

III. APPROVAL OF ELECTRONIC MEETING

In order to comply with the technical aspects of the Governor's Executive Order regarding holding open meetings in a forum other than in the open and in public, this governing body determines that meeting electronically is necessary to protect the health, safety, and welfare of its citizens due to the COVID-19 outbreak.

IV. ADOPTION OF MINUTES: January 21, 2021

V. DEPARTMENT REPORTS:

1. Bad Debt – Fred Klein (attached)
2. Financials – Fred Klein (attached)
3. Bid – Summary – Camille Thomas (attached)
4. Professional Services – Camille Thomas (attached)
 - Fee increase for the design of the Main Complex Fire & Security System Replacement from WBW Engineering, Inc. in the amount of \$12,340.00 for a total contracted cost of \$26,350.00.
5. Department Reports – Mark Riggins

VI. COMMITTEE ACTION REQUIRED

N/A

VII. CITY COUNCIL ACTION REQUIRED

1. A Resolution authorizing an interlocal agreement between the City of Guthrie, Kentucky and the City of Clarksville, Tennessee for cooperative participation in the Todd County Natural Gas District. – Mark Riggins
2. A Resolution authorizing an interlocal agreement between the City of Clarksville, Tennessee and Bi-County Solid Waste Management for acceptance of biosolids from the wastewater treatment plant. – Mark Riggins

VIII. ADJOURNMENT

IX. PUBLIC COMMENTS (5 minutes each)



GAS & WATER COMMITTEE January 21, 2020

MINUTES

CALL TO ORDER

A meeting of the City of Clarksville Gas & Water Committee was called to order by Councilman Wallace Redd on Thursday, January 21, 2020, at 3:48 p.m. This meeting was conducted via Google Meets.

ATTENDANCE

The following were also connected to the meet:

Councilman Wallace Redd, Councilwoman Stacey Streetman, Councilwoman Wanda Allen, Mark Riggins, Fred Klein, Camille Thomas, Stephanie Fox, and Mandy Phillips were also connected to the meet.

APPROVAL OF ELECTRONIC MEETING

In order to comply with the technical aspects of the Governor's Executive Order regarding holding open meetings in a forum other than in the open and in public, the Gas & Water Committee determines that meeting electronically is necessary to protect the health, safety, and welfare of its citizens due to the COVID-19 outbreak.

Councilwoman Stacey Streetman made a motion to approve the electronic meeting, Councilwoman Wanda Allen seconded it, and the motion passed unanimously.

ADOPTIONS OF MINUTES

Councilwoman Wanda Allen made a motion to approve the minutes of the November 19, 2020 committee meeting, Councilwoman Stacey Streetman seconded it, and the motion passed unanimously.

DEPARTMENT REPORTS

Bad Debt was reported by Fred Klein by explaining the write-off report for the month of December 2020.

Fred Klein also reported the Financials for the month of December 2020.

Camille Thomas reported the Bid-Summary for the month.

Camille Thomas also reported the following Professional Services for the month:

- Design Services for New Thermal Dryer Equipment for the WWTP from Hazen & Sawyer in the amount of \$1,164,106.00.
- Fee Increase for the Relocation of Utilities on Rossview Road from TTL, Inc. (formerly DBS & Associates) in the amount of \$50,427.28 for a total cost of \$241,953.59

Camille Thomas reported the sale of surplus property on GovDeals.com for the months of November and December 2020 totaled \$4,185.00.

Mark Riggins presented and discussed the department reports included in the packet.

COMMITTEE ACTION REQUIRED

Stacey Streetman made a motion to discuss changing the meeting time by suspending the rule, Wanda Allen seconded it, and the same passed unanimously.

Wanda Allen made a motion to change the meeting time to 4:00 p.m., Stacey Streetman seconded it, and the same passed unanimously.

CITY COUNCIL ACTION REQUIRED

N/A

ADJOURNMENT

The meeting was adjourned at 4:27 p.m.

Clarksville Gas & Water Department
12 Month Rolling Collections/Write-offs

Date	Total		# of Accounts	Avg Acct		Total Collected	Total Write-offs		# of Write-Offs	Avg Acct Write-off	
	Turned Over	-		Turned Over			Collected	Write-offs		Write-off	
Mar-20	\$	-				\$ 4,378.79		\$ 10,755.11	72	\$	149.38
Apr-20	\$	24,150.83	165	\$	146.37	\$ 4,076.06		\$ 8,402.79	100	\$	84.03
May-20	\$	10,665.92	75	\$	142.21	\$ 5,337.53		\$ 4,984.85	49	\$	101.73
Jun-20	\$	5,511.01	59	\$	93.41	\$ 5,349.91		\$ 6,391.85	53	\$	120.60
Jul-20	\$	3,583.19	43	\$	83.33	\$ 4,172.42		\$ 23,920.03	101	\$	236.83
Aug-20	\$	5,806.25	46	\$	126.22	\$ 5,853.15		\$ 17,057.35	88	\$	193.83
Sep-20	\$	9,388.82	78	\$	120.37	\$ 3,911.12		\$ 11,862.94	71	\$	167.08
Oct-20	\$	19,212.62	123	\$	156.20	\$ 4,228.98		\$ 8,320.33	73	\$	113.98
Nov-20	\$	31,541.45	147	\$	214.57	\$ 3,264.89		\$ 6,359.51	58	\$	109.65
Dec-20	\$	20,095.03	116	\$	173.23	\$ 3,221.41		\$ 8,462.59	56	\$	151.12
Jan-21	\$	8,284.11	75	\$	110.45	\$ 5,499.68		\$ 11,503.27	84	\$	136.94
Feb-21	\$	9,919.33	59	\$	168.12	\$ 5,058.66		\$ 7,594.65	62	\$	122.49
	\$	148,158.56	986	\$	150.26	\$ 54,352.60		\$ 125,615.27	867	\$	144.88

36.69%

CGW Water Department
February, 2021

	Month			Year to Date		
	<u>Actual</u>	<u>Budget</u>	<u>Fav/(Unfav)</u>	<u>Actual</u>	<u>Budget</u>	<u>Fav/(Unfav)</u>
Sales to Customers	1,658,508	1,916,458	(257,950)	15,109,306	15,331,667	(222,361)
Penalties	22,781	27,500	(4,719)	207,639	220,000	(12,361)
Other Income	199,228	243,958	(44,731)	2,356,978	1,951,667	405,312
Gross Revenue	1,880,517	2,187,917	(307,400)	17,673,923	17,503,333	170,590
Water Plant 1	311,429	372,726	61,297	2,603,900	2,981,807	377,907
Water Plant 2	-	-	-	1,200	-	(1,200)
Water Transmission	430,628	464,855	34,227	3,539,086	3,718,843	179,757
Water Administration	30,689	26,030	(4,659)	245,961	208,243	(37,719)
Customer Service	249,980	263,487	13,507	2,437,424	2,107,896	(329,528)
Accounting	44,109	51,704	7,595	388,038	413,629	25,592
Engineering	81,201	119,276	38,076	808,841	954,210	145,369
Admin & General	57,983	71,049	13,066	500,054	568,394	68,340
Other Expenses	15,116	12,083	(3,033)	127,536	96,667	(30,869)
Depreciation	519,977	541,667	21,690	4,101,021	4,333,333	232,312
Total Operating Expenses	1,741,112	1,922,878	181,766	14,753,060	15,383,022	629,962
Income from Operations	139,405	265,039	(125,634)	2,920,863	2,120,311	800,552
Interest Income	4,048	36,500	(32,452)	52,532	292,000	(239,468)
Other Income (Expense)	1,147	1,667	(520)	5,393	13,333	(7,941)
Interest Expense	(80,747)	(78,981)	(1,765)	(631,838)	(631,850)	12
Debt Amortization Income	51,277	18,120	33,157	178,143	144,957	33,186
PILOT	(82,672)	(82,672)	(0)	(661,379)	(661,379)	0
Total Other Income (Expense)	(106,948)	(105,367)	(1,580)	(1,057,150)	(842,939)	(214,211)
Total Income / (Loss)	32,457	159,672	(127,214)	1,863,713	1,277,372	586,341
Capital Spend	351,502	2,077,000	1,725,498	3,569,289	10,974,000	7,404,711
Contributed Capital - Cash	-	-	-	-	-	-
Contributed Capital - Non-Cash	-	1,000,000	(1,000,000)	7,022,827	8,000,000	(977,174)

CGW Wastewater Department
February, 2021

	Month			Year to Date		
	<u>Actual</u>	<u>Budget</u>	<u>Fav/(Unfav)</u>	<u>Actual</u>	<u>Budget</u>	<u>Fav/(Unfav)</u>
Sales to Customers	3,123,757	3,330,250	(206,493)	26,947,140	26,642,000	305,140
Penalties	41,555	50,000	(8,445)	368,403	400,000	(31,597)
Other Income	271,046	235,725	35,321	3,438,934	1,885,800	1,553,134
Gross Revenue	3,436,359	3,615,975	(179,616)	30,754,478	28,927,800	1,826,678
Wastewater Plant	301,697	442,601	140,904	2,960,847	3,540,810	579,963
Wastewater Collection	508,928	558,047	49,119	4,244,558	4,464,373	219,815
Wastewater Administration	62,598	34,932	(27,666)	422,271	279,455	(142,816)
Customer Service	161,831	167,995	6,163	1,360,857	1,343,959	(16,898)
Accounting	42,160	56,662	14,502	391,494	453,293	61,799
Engineering	101,246	133,700	32,454	977,496	1,069,597	92,101
Admin & General	58,009	62,871	4,862	500,140	502,967	2,827
Other Expenses	15,024	12,083	(2,941)	127,444	96,667	(30,777)
Depreciation	983,708	1,033,333	49,625	7,754,350	8,266,667	512,317
Total Operating Expenses	2,235,201	2,502,223	267,022	18,739,457	20,017,787	1,278,330
Income from Operations	1,201,157	1,113,752	87,406	12,015,020	8,910,013	3,105,007
Interest Income	5,233	32,083	(26,851)	69,903	256,667	(186,764)
Other Income (Expense)	1,147	667	480	940,466	5,333	935,132
Interest Expense	(520,536)	(563,934)	43,398	(4,315,524)	(4,511,473)	195,949
Debt Amortization Income	154,439	103,446	50,993	878,560	827,567	50,993
PILOT	(162,616)	(162,616)	-	(1,300,931)	(1,300,931)	-
Total Other Income (Expense)	(522,334)	(590,355)	68,020	(3,727,526)	(4,722,836)	995,310
Total Income / (Loss)	678,823	523,397	155,426	8,287,494	4,187,177	4,100,317
Capital Spend	572,064	1,481,000	908,936	6,401,759	14,770,000	8,368,241
Contributed Capital - Cash	-	-	-	-	-	-
Contributed Capital - Non-Cash	-	833,333	(833,333)	6,994,021	6,666,667	327,354

CGW Gas Department
February, 2021

	Month			Year to Date		
	<u>Actual</u>	<u>Budget</u>	<u>Fav/(Unfav)</u>	<u>Actual</u>	<u>Budget</u>	<u>Fav/(Unfav)</u>
Sales to Customers	3,361,847	2,865,665	496,182	15,008,980	15,268,264	(259,284)
Penalties	20,431	16,667	3,764	(11,552)	133,333	(144,885)
Other Income	63,631	99,674	(36,043)	789,176	797,394	(8,218)
Gross Revenue	3,445,909	2,982,006	463,903	15,786,604	16,198,991	(412,388)
Cost of Gas	2,399,422	1,534,734	(864,688)	9,601,243	8,581,723	(1,019,520)
Gas Distribution	203,040	236,999	33,959	1,805,749	1,895,990	90,241
Gas Administration	186,984	210,049	23,065	1,364,049	1,680,395	316,347
Ft. Campbell Operations	34,179	41,774	7,595	372,658	334,192	(38,466)
Customer Service	101,522	100,534	(987)	821,056	804,274	(16,782)
Accounting	57,603	50,619	(6,984)	288,566	404,954	116,388
Engineering	32,455	59,795	27,340	359,774	478,359	118,585
Admin & General	57,894	58,527	633	498,754	468,214	(30,540)
Other Expenses	13,830	10,417	(3,413)	117,637	83,333	(34,303)
Depreciation	154,116	191,667	37,551	1,231,182	1,533,333	302,152
Total Operating Expenses	3,241,043	2,495,115	(745,928)	16,460,667	16,264,768	(195,899)
Income from Operations	204,866	486,891	(282,026)	(674,063)	(65,776)	(608,287)
Interest Income	3,953	32,500	(28,547)	48,253	260,000	(211,747)
Other Income (Expense)	2,047	2,083	(36)	5,412	16,667	(11,255)
Interest Expense	(16,733)	(16,051)	(682)	(130,677)	(128,411)	(2,265)
Debt Amortization Income	6,570	3,982	2,588	34,440	31,852	2,588
PILOT	(57,099)	(57,099)	-	(456,791)	(456,791)	-
Total Other Income (Expense)	(61,262)	(34,585)	(26,677)	(499,362)	(276,683)	(222,679)
Total Income / (Loss)	143,603	452,306	(308,703)	(1,173,426)	(342,460)	(830,966)
Capital Spend	373,468	390,000	16,532	1,981,208	4,721,000	2,739,792
Contributed Capital - Cash	-	-	-	35,169	-	35,169
Contributed Capital - Non-Cash	-	-	-	-	1,466,667	(1,466,667)

FY 2021 Debt Coverage

February, 2021

YTD Net Revenue through

Fiscal Period	8
	<u>Actual</u>
System Gross Revenue	\$ 64,215,005
System Operating Expenses	49,953,184
	<u>14,261,820</u>
Add: Depreciation Expense	13,086,553
Other Revenue (Expense)	1,121,958
Net Revenues	\$ 28,470,330

Debt Coverage Ratio	2.11
Debt Coverage Ratio Goal	1.70
<i>FY 2020 Coverage Ratio</i>	<i>2.09</i>
<i>FY 2019 Coverage Ratio</i>	<i>2.12</i>

>2.00 = Aaa rating

1.70-2.00 = Aa rating

Debt to Operation Revenue Ratio

February, 2021

FY 2021 Budget

Total Debt	\$ 177,406,199
Operating Revenue	\$ 96,322,507
Debt/Operating Revenue	1.84

FY 2020 Budget

Total Debt	\$ 189,626,801
Operating Revenue	\$ 96,322,507
Debt/Operating Revenue	1.97

FY 2019 Actual

Total Debt	\$ 210,708,804
Operating Revenue	\$ 93,864,185
Debt/Operating Revenue	2.24

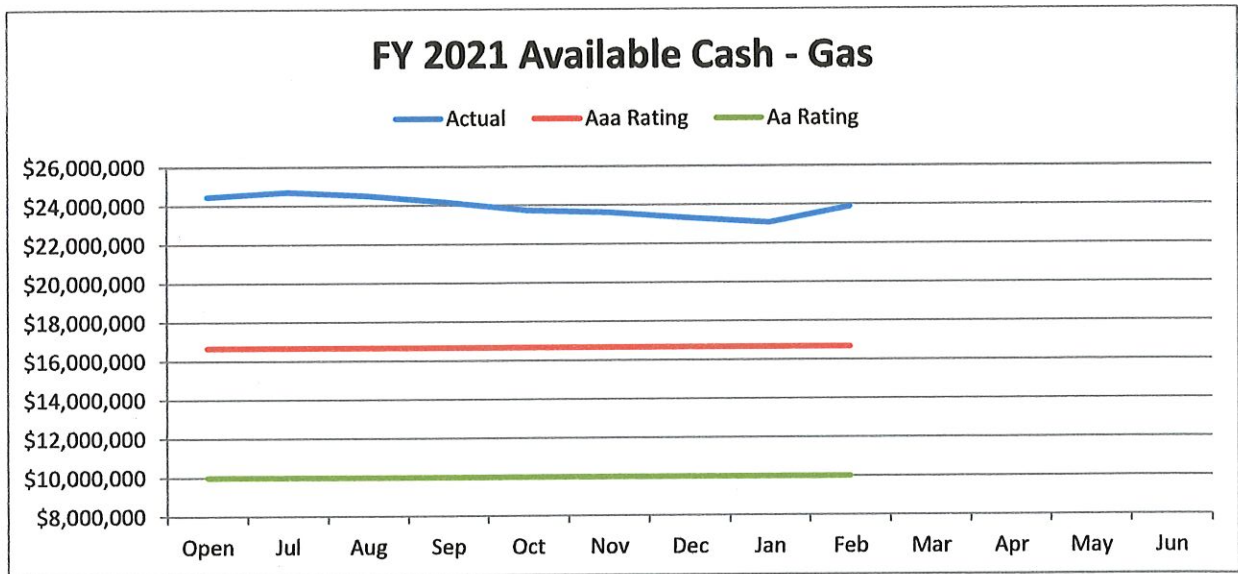
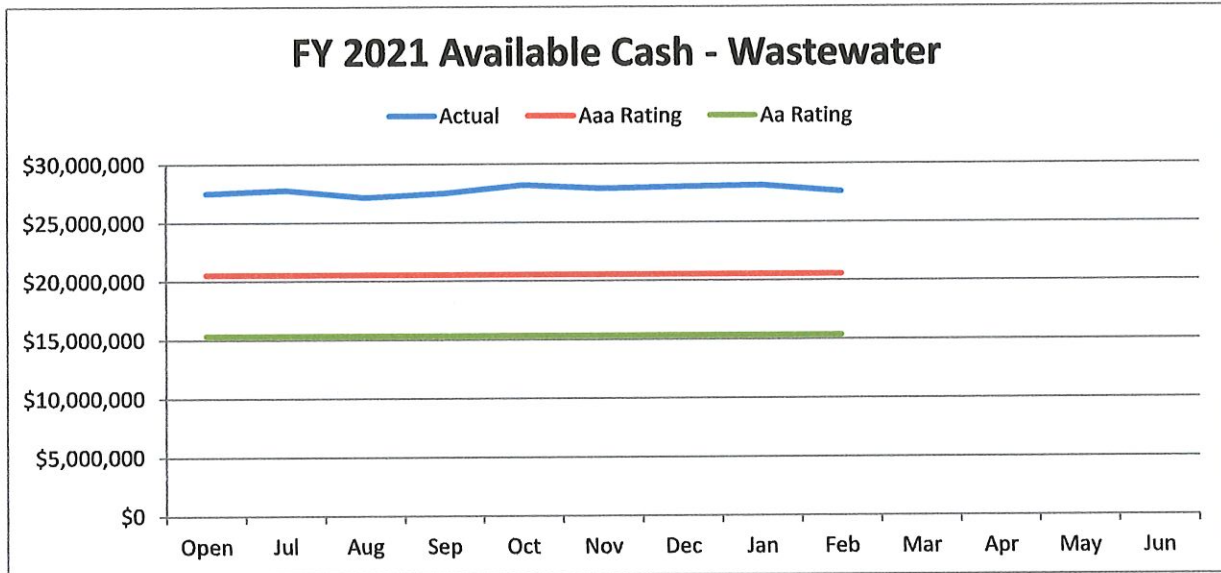
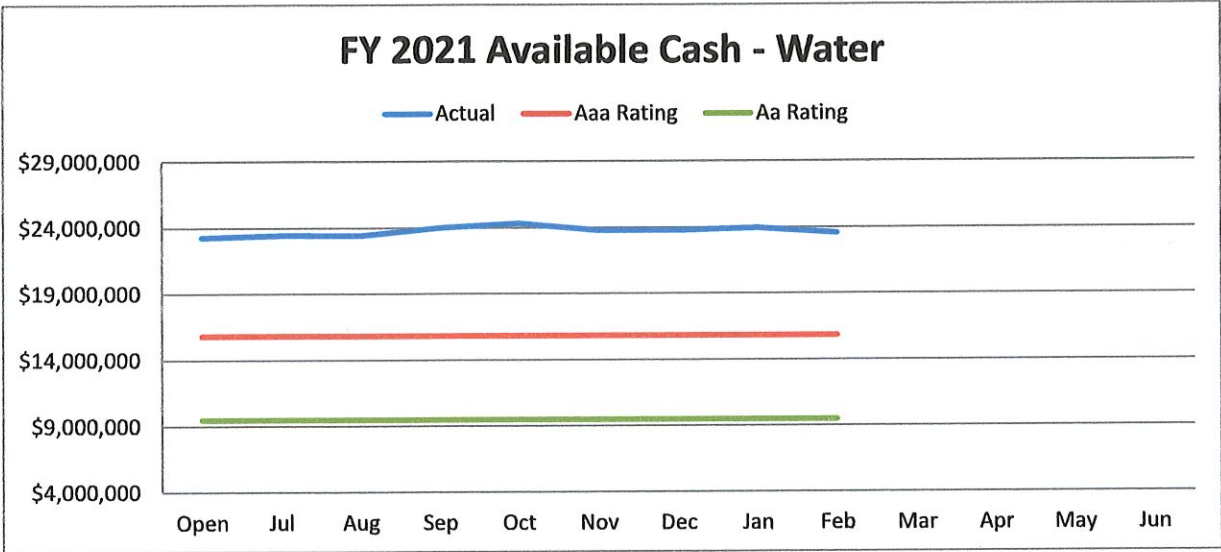
FY 2018 Actual

Total Debt	\$ 237,996,422
Operating Revenue	\$ 90,487,961
Debt/Operating Revenue	2.63

<2.00 = Aaa

2.00 - 4.00 = Aa

Clarksville Gas & Water FY 2021



**GAS & WATER DEPARTMENT
BID SUMMARY
MARCH 18, 2021**

The following bids/proposals have been solicited, opened and have been approved by the Purchasing Director. All are low bid/proposal except where noted.

<u>BID #</u>	<u>DESCRIPTION</u>	<u>AWARDED TO</u>	<u>AMOUNT</u>
4127	Peachers Mill Road Bridge Natural Gas Main Rehabilitation	Cleary Construction	\$ 255,000.00
4131-P-RB	Sludge Hauling & Disposal	Kennedy Roll Off Services	\$ 200.00 per load
4132	Pea Ridge Road & Pollard Road Water Main Improvements	Parchman Construction	\$ 399,244.32
4133	New Meadowbrook WW Storage Facility	W & O Construction Co.	\$ 4,736,670.00
4140	College Street Combined Sewer Replacement	Scott & Ritter	\$ 722,380.00
4141	WWTP Water Pump Station Enclosure	W & O Construction Co.	\$ 246,000.00
4145	MJ Gate Valves	Core & Main	\$ 44,230.00

SOLE SOURCE PURCHASES:

1. Future purchases of parts, service and maintenance of all Cummins brand generators from Cummins Power Generation.
2. Future purchases of parts, service and maintenance of all Caterpillar brand generators from Thompson Power Machinery.
3. Future purchases of maintenance of the SCADA systems at the Water Treatment Plant, Wastewater Treatment Plant, Water Distribution System, Wastewater Collection System and the Natural Gas System from MR Systems, Inc.
4. Future purchases of parts and equipment for the sampling and flow monitoring equipment at the Wastewater Treatment Plant from Kazmier & Associates.
5. Future purchases of refurbished 750 gas meters from Superior Gaskets.
6. Future purchases of nylon bearing rings for the Ovivo compactors at the Wastewater Treatment Plant from Ovivo USA, LLC
7. Future gas, water and sewer valve box adjustments from CK Masonry.

EMERGENCY PURAHSES:

1. Sodium Hypochlorite from Hawkins Chemical in the amount of \$28,980.00.
2. Repairs to the Trane Tank from United Rentals in the amount of \$5,210.90.
3. Repairs to the heater in the Headworks Building from Action Air in the amount of \$4,177.00.

Bid 4127 - Peachers Mill Road Bridge Natural Gas Main Rehabilitation

Cleary Construction	\$255,000.00*
Progressive Pipeline	\$116,852.88**
King Pipeline	\$284,000.00
Schmid Pipeline Construction, LLC	\$318,254.00
C.J Hughes Contractors	Contractor Safety Form Not Signed
ElectriCom, LLC	No Bid
Strike	No Bid
Highways Inc.	No Response
Pride Utility Construction Co.	No Response
Pipeline Construction	No Response
Envision Contractors	No Response
R. Roese	No Response
Dallas Dean Inc.	No Response
Pinnacle Inc.	No Response
Double D Pipeline Services Inc.	No Response
Primoris	No Response
Hawkins & Price	No Response
Hodges Group	No Response
Standard Maintenance Co.	No Response
J.B Gibbs & Sons Construction	No Response
Cimarron Underground	No Response
Western Construction Inc.	No Response
R&R Piping	No Response
Rast Construction	No Response
Tri-State Utility Contractors, Inc.	No Response
P & L Mechanical	No Response
Lancaster Pipeline	No Response
LTS Construction	No Response
Taylor Construction	No Response
Mark Rowe Construction	No Response
DM Services	No Response
Hayes Utility Contractor	No Response
Moss Welding LLC	No Response
MTS Construction	No Response
Natural Gas Pipping	No Response
B.W. Hobson Construction	No Response
Distribution Construction	No Response
Hiwassee Construction	No Response

Revell Construction	No Response	
MidSouth Utility	No Response	
PL-Enerserv	No Response	
Weaver LLC	No Response	
SDT Contractors	No Response	
KCL Construction LLC	No Response	
Speegle	No Response	
James N Bush Construction	No Response	
Classic City Mechanical	No Response	
T.J. Construction Inc.	No Response	
Moss Welding & Piping	No Response	
Williamson Construction	No Response	
MG Dyess Inc.	No Response	
W & O Construction Co. Inc.	No Response	
Byard Construction	No Response	Local
Wolseley Industrial Group	No Response	
Team Construction LLC	No Response	
Appalachian Pipeline Contractors LLC	No Response	
Holloman Construction	No Response	
Michels Corporation & Pipeline	No Response	
J.F Construction Services LLC	No Response	
Meadows Construction	No Response	
Norris Brothers Excavating LLC	No Response	
Martin Contracting	No Response	
Boan Contracting Co, Inc.	No Response	
Equix Energy Services LLC	No Response	
English Mountain Construction	No Response	
J. Cumby Construction Co.	No Response	
Marbury Construction Co.	No Response	
McCall Contracting Firm	No Response	Local
Morris Wall Construction Co.	No Response	Local
Parchman Construction	No Response	
Peed Bros	No Response	Local
Reed Cont.	No Response	
T.W Frierson Contractor Inc.	No Response	
Vanguard Utility Service Inc.	No Response	

**Vendor took too many exceptions to the city's terms and conditions. Deemed non-responsive.

Proposal 4131-P-RB - Sludge Hauling & Disposal

Kennedy Roll Off Services	\$200.00 per load*	Local
Waste Connections	\$155.00 per load	Local
Stinky Pinky	\$250.00 per load	Local
GFI Environmental	No Response	Local
Airborne Disposal	No Response	Local
Bobby Outlaw Disposal Service	No Response	Local
Bi-County Solid Waste Management	No Response	Local

*This was a proposal where price was not the only factor in the award.

Bid 4132 - Pea Ridge Road & Pollard Road Water Main Improvements

Parchman Construction	\$ 339,244.32*	
Scott & Ritter	\$ 388,335.00	
Byard Construction	\$ 395,945.00	Local
JSJ Construction	\$ 486,577.00	
Michels Corporation	\$ 962,301.00	
Progressive Pipeline	\$1,555,669.00	
Pride Utility Construction	No Response	
Tri-State Utility Contractors	No Response	
King Pipeline & Utility	No Response	
Hayes Utility Contractor	No Response	
B.W. Hobson Construction	No Response	
Distribution Construction	No Response	
Hiwassee Construction	No Response	
Revell Construction	No Response	
MidSouth Utility	No Response	
James N. Bush Construction	No Response	
Classic City Mechanical	No Response	
T.J. Construction	No Response	
Williamson Construction	No Response	
David Dickson	No Response	
MG Dyess, Inc.	No Response	
Strike	No Response	
W & O Construction	No Response	
Byard Construction	No Response	Local
Wolseley Ind. Group	No Response	
Team Construction	No Response	
Appalachian Pipeline Contractors	No Response	
Holloman Corporation	No Response	
Cleary Construction	No Response	
Schmid Pipeline Construction	No Response	
J.F. Construction Services	No Response	
Meadows Construction	No Response	
Norris Brothers Excavating	No Response	
C.J Hughes Contractors	No Response	
Martin Contracting	No Response	
Boan Contracting	No Response	
Equix Energy Services	No Response	
SAK Construction	No Response	
Lafferty & Son	No Response	Local
W. Rogers Group	No Response	
Bobby Luttrell & Sons	No Response	
Twin States Utilities	No Response	
Crowder Construction	No Response	
Haren Construction	No Response	
Conrad Construction	No Response	

Goodrich Construction	No Response	Local
J. Cumby Construction	No Response	
Triple S Contracting	No Response	Local
Civil Constructors	No Response	
Crowder Construction	No Response	
Means Backhoe Service	No Response	
Jeff Shepherd Construction	No Response	Local
Ronald Franks Construction	No Response	
Fisher Contracting	No Response	
Pride Construction	No Response	
Summit Constructors	No Response	
Cumberland Valley Constructors	No Response	
Moore Construction	No Response	Local
Dynamic Construction	No Response	
Garney Construction	No Response	
Pernell Excavating	No Response	Local
Alberici Constructors	No Response	
Gaines Shearon Construction	No Response	
Morgan Contracting	No Response	Local
Smith Contractors	No Response	

Bid 4133 - New Meadowbrook Waste Water Storage Facility

W & O Construction Co.	\$5,080,670.00*	
Jones Brothers Contractors	\$5,314,000.00	
J. Cumby Construction	\$5,601,400.00	
Crowder Construction	\$5,698,500.00	
Cumberland Valley Constructors	\$5,976,000.00	
Tybee Company	\$7,126,119.00	
Progressive Pipeline	No Bid	
Strike	No Bid	
Alberici Constructors	No Response	
Morgan Contracting	No Response	Local
Parchman Construction	No Response	
SAK Construction	No Response	
Highways, Inc.	No Response	
Pride Utility Construction	No Response	
MG Dyess, Inc.	No Response	
Lafferty & Son	No Response	Local
W. Rogers Company	No Response	
Pipeline Construction	No Response	
Bobby Luttrell & Sons	No Response	
Twin States Utilities	No Response	
Equix Energy Services	No Response	
Envision Contractors	No Response	
Byard Construction	No Response	Local
Wolseley Industrial Group	No Response	
ElectriCom, LLC	No Response	
Haren Construction	No Response	

R. Roese Construction	No Response	
Dallas Dean, Inc.	No Response	
David Dickson	No Response	
Pinnacle, Inc.	No Response	
Team Construction	No Response	
Appalachian Pipeline Contractors	No Response	
Double D Pipeline Services	No Response	
Holloman Corporation	No Response	
Conrad Construction	No Response	
Cleary Construction	No Response	
Primoris	No Response	
Glynn's Demolition & Excavation	No Response	
Goodrich Construction	No Response	Local
Triple S Contracting	No Response	Local
Hawkins & Price	No Response	Local
Hodges Group	No Response	
Civil Constructors	No Response	
Standard Maintenance	No Response	
Crowder Construction	No Response	
J.B. Gibbs & Son Construction	No Response	
Means Backhoe Service	No Response	
Cimarron Underground	No Response	
Western Construction	No Response	
Michels Construction	No Response	
R&R Piping	No Response	
Jeff Shepherd Construction	No Response	Local
Rast Construction	No Response	
Tri-State Utility Contractors	No Response	
King Pipeline & Utility	No Response	
Schmid Pipeline Construction	No Response	
Ronald Franks Construction	No Response	
P&L Mechanical	No Response	
Lancaster Pipeline	No Response	
LTS Construction	No Response	
Taylor Construction	No Response	
J.F. Construction	No Response	
Scott & Ritter	No Response	
Meadows Construction	No Response	
Classic City Mechanical	No Response	
T.J. Construction	No Response	
Mark Rowe Construction	No Response	
Fisher Contracting	No Response	
DM Services	No Response	
Hayes Utility	No Response	
Moss Welding	No Response	
Pride Concrete	No Response	Local
MTS Construction	No Response	
Morris Wall Construction	No Response	Local
Natural Gas Piping	No Response	

Pride Construction	No Response	
Summit Constructor	No Response	
Norris Brothers Excavating	No Response	
B.W. Hobson Construction	No Response	
Distribution Construction	No Response	
Hiwassee Construction	No Response	
Parchman Construction	No Response	
Moore Construction	No Response	Local
Revell Construction	No Response	
MidSouth Utility	No Response	
Dynamic Construction	No Response	
C.J Hughes Contractors	No Response	
PL-Enerserv	No Response	
Weaver, LLC	No Response	
SDJ Contractors	No Response	
Garney Construction	No Response	
KCL Construction	No Response	
Martin Contracting	No Response	
Speegle	No Response	
Boan Contracting	No Response	
James N. Bush Construction	No Response	
Pernell Excavating	No Response	Local
Moss Welding	No Response	
William Construction	No Response	

Bid 4140 - College Street Combined Sewer Replacement

Scott & Ritter	\$722,380.00*	
Parchman Construction	\$768,814.39	
L&G Construction	\$824,255.00	
Cleary Construction	\$874,120.00	
Progressive Pipeline	No Bid	
Smith Contractors	No Response	
Haren Construction	No Response	
Dugan & Meyers	No Response	
Reeves & Young	No Response	
Judy Construction	No Response	
Pernell Excavating	No Response	Local
Cumberland Valley Constructors	No Response	
D.J Shubeck Company	No Response	
3D Enterprises Contracting Corporation	No Response	
David Dickson	No Response	
Schmid Pipeline	No Response	
MG Dyess, Inc.	No Response	
Strike	No Response	
W & O Construction	No Response	
Byard Construction	No Response	Local
Wolseley Industrial Group	No Response	
Team Construction	No Response	

Appalachian Pipeline Contractors	No Response	
Holloman Corporation	No Response	
J. Cumby Construction	No Response	
Michels Corporation	No Response	
J.F Construction Services	No Response	
Meadows Construction	No Response	
Norris Brothers Excavating	No Response	
Moore Construction	No Response	Local
C.J. Hughes Contractors	No Response	
Martin Contracting	No Response	
Boan Contracting	No Response	
James N. Bush Construction	No Response	
Equix Energy Services	No Response	
SAK Construction	No Response	
Lafferty & Son	No Response	Local
Rogers Company	No Response	
Bobby Luttrell & Sons	No Response	
Twin States Utilities	No Response	
Crowder Construction	No Response	
Conrad Construction	No Response	
Goodrich Construction	No Response	Local
Triple S Construction	No Response	Local
Civil Constructors	No Response	
Means Backhoe Service	No Response	
Jeff Shepherd Construction	No Response	Local
Ronald Franks Construction	No Response	
Pride Construction	No Response	
Summit Constructors	No Response	
Dynamic Construction	No Response	
Garney Construction	No Response	
Gregory Construction	No Response	
Gaines Shearon Construction	No Response	

Bid 4141 - WWTP Water Pump Station Enclosure

W & O Construction Co.	\$246,000.00*	
SAK Construction, LLC	No Response	
Schmid Pipeline Construction	No Response	
Progressive Pipeline	No Response	
MG Dyess, Inc.	No Response	
Strike	No Response	
Lafferty & Son	No Response	Local
W. Rogers Company	No Response	
Bobby Luttrell & Sons, LLC	No Response	
Twin States Utilities & Excavation	No Response	
Smith Contractors, Inc.	No Response	
Equix Energy Services	No Response	
Byard Construction	No Response	Local
Crowder Construction	No Response	

Haren Construction	No Response	
David Dickson	No Response	
Team Construction	No Response	
Appalachian Pipeline Contractors	No Response	
Holloman Corporation	No Response	
Conrad Construction Company	No Response	
Neely Engineering & Contracting	No Response	Local
Cleary Construction	No Response	
Goodrich Construction	No Response	Local
J. Cumby Construction	No Response	
Triple S Contracting	No Response	Local
Civil Constructors	No Response	
Crowder Construction	No Response	
Means Backhoe Service	No Response	
Dugan & Meyers	No Response	

Bid 4145 - MJ Gate Valves

Core & Main	\$44,230.00*	
Fortiline Waterworks	\$44,816.68	
Consolidated Pipe & Supply	\$45,082.00	
G&C Supply Company	\$46,000.00	
General Utilities Pipe & Supply	Illegal Aliens Form Not Signed	
CI Thornburg Company	No Response	
Ferguson Waterworks	No Response	Local
Hayes Pipe & Supply	No Response	
Southern Pipe & Supply	No Response	
Volunteer Utility Sales	No Response	
The Macomb Group	No Response	Local
AY McDonald Manufacturing	No Response	
Kenny Pipe & Supply	No Response	Local

*Department Recommendation

REQUEST FOR PROFESSIONAL SERVICE – FEE INCREASE NOTIFICATION

1. SELECTION OF FIRM

PROJECT NAME AND SCOPE OF WORK:	<p>CGW Main Complex Fire & Security System Replacement – Consultant will provide design and specifications for the replacement of the Clarksville Gas & water Department's main complex fire and security system replacement. Scope of services may include limited bid- and construction phase assistance.</p> <p>Contract term is anticipated at five-week design phase plus bid and construction phase, which are yet to be determined.</p>
NAME OF FIRM:	<p>WBW Engineering, Inc. 3000 Canton Street, Hopkinsville, KY 42240</p>
QUALIFICATIONS, COMPETENCE AND INTEGRITY OF FIRM:	<p>WBW Engineering (WBW) is an engineering firm that has been providing services in the Kentucky/Tennessee area since 1962 and is readily available to assist the City. WBW has qualified staff including licensed professional engineers and designers with extensive design experience relating to municipal/commercial fire and security systems.</p>
YEARS OF EXPERIENCE:	<p>57 Years (Since 1962)</p>
SIMILAR PROJECTS PERFORMED FOR THE CITY:	<ul style="list-style-type: none"> • Clarksville Fire Rescue #12 EMSA #30 Combination (New Facility) – 2014 (with Violette Arch) • Clarksville Fire Station #11(New Facility) – 2013 (with Violette Arch) • Clarksville Fire Station #7 (Airport) – 2009 (with Violette Arch) <p>In addition to the above listed projects including fire alarm/security system services, WBW has performed numerous other electrical/mechanical engineering services to the City, which include:</p> <ul style="list-style-type: none"> • Edith Pettus Park Splash Pad & Restrooms – 2013/2015 • CFR #3, #4, & #5 Generator Replacements – 2014 • CFR – Main Station Generator Replacement – 2014 • CFR #8 Generator Replacement – 2018
SIMILAR PROJECTS PERFORMED ELSEWHERE:	<ul style="list-style-type: none"> • Christian County Public Safety Building in Hopkinsville (new building incl. fire alarm & extensive security system) – 2018 • CMCSS Electrical Upgrades (incl. new fire alarm system design) at Montgomery Central Elem, Woodlawn Elem, St Bethlehem Elem and Richview Middle School – 2013 • CMCSS Greenwood Elementary Fire Alarm & Security Upgrade – 2016 • CMCSS Clarksville Montgomery Co. Security Command Center (incl. new fire alarm system design) – 2018 • CMCSS Northeast Elementary Fire Alarm Replacement – 2019 • Hopkinsville Municipal Building (new building incl. fire alarm & extensive security system) – 2016 • CMCSS Northwest High School Renovation & Addition (incl. new fire alarm system design) – 2012 • CMCSS Minglewood Elementary School Addition (incl. new fire alarm system design) – 2017 • Montgomery County EMSA Station 23 (new facility incl. fire alarm system design) – 2013 • Montgomery County EMSA Station 21 (new facility incl. fire alarm system design) – 2014 • CMCSS Montgomery Central High School Renovation (incl. new fire alarm system design) – 2009 <p>In addition, WBW has performed various other electrical/mechanical engineering services to CMCSS as well as Montgomery County, to include:</p>

REQUEST FOR PROFESSIONAL SERVICE – FEE INCREASE NOTIFICATION

CGW Main Complex Fire & Security System Replacement

WBW Engineering, Inc.

Page 2

	<ul style="list-style-type: none"> • CMCSS East Montgomery Switchgear Replacement – 2017 • CMCSS Gracey Ave Generator/Switchgear Replacement – 2017 • Renovation of Montgomery Co Public Safety Building – 2015
OTHER QUALIFICATIONS:	WBW is a highly qualified firm that offers engineering services in the areas of electrical and mechanical engineering with expertise in lighting, plumbing, HVAC and fire suppression system design.
NAMES OF THOSE INVOLVED IN THE SELECTION (MUST BE 2 OR MORE AND MUST HAVE NO CONFLICT OF INTEREST AS PER PURCHASING POLICY):	Garth Branch, PE Chris Cherry
DEPARTMENT WHERE FUNDS ARE BUDGETED:	Clarksville Gas & Water Department

SIGNATURE OF DEPARTMENT HEAD OF BUDGETARY DEPT. OR HIS/HER DESIGNEE

03-09-2021
DATE

SIGNATURES OF OTHERS INVOLVED IN SELECTION

05-09-2021
DATE

SIGNATURE OF PURCHASING DIRECTOR

3-10-21
DATE

2. COST - NOTIFICATION:

PLEASE NOTE, THAT THIS FEE INCREASE REQUEST FOR PROFESSIONAL SERVICE IS SUBMITTED IN ACCORDANCE WITH CGW'S STANDARD PROCEDURE ON THE USE OF CONTRACT CHANGE ORDERS, WHICH SPECIFIES THAT NOTIFICATION MUST BE SENT TO THE PURCHASING OFFICER, IF THE AGGREGATE OF ALL CHANGE ORDERS EXCEEDS THE BASE CONTRACT PRICE BY MORE THAN THIRTY PERCENT (30%).

Fee Increase of \$12,340.00 (currently approved fee \$14,000.00)

(Note: Original Contract Amount: \$14,000.00
Change Order No. 1: \$12,350.00
Total Not-to-Exceed Contract Fee: \$26,350.00)

Acknowledgement of fee increase received:

SIGNATURE OF DEPARTMENT HEAD/DESIGNEE

03-09-2021
DATE

SIGNATURE OF PURCHASING DIRECTOR

3-10-21
DATE

SIGNATURE OF CHIEF FINANCIAL OFFICER

3/9/2021
DATE



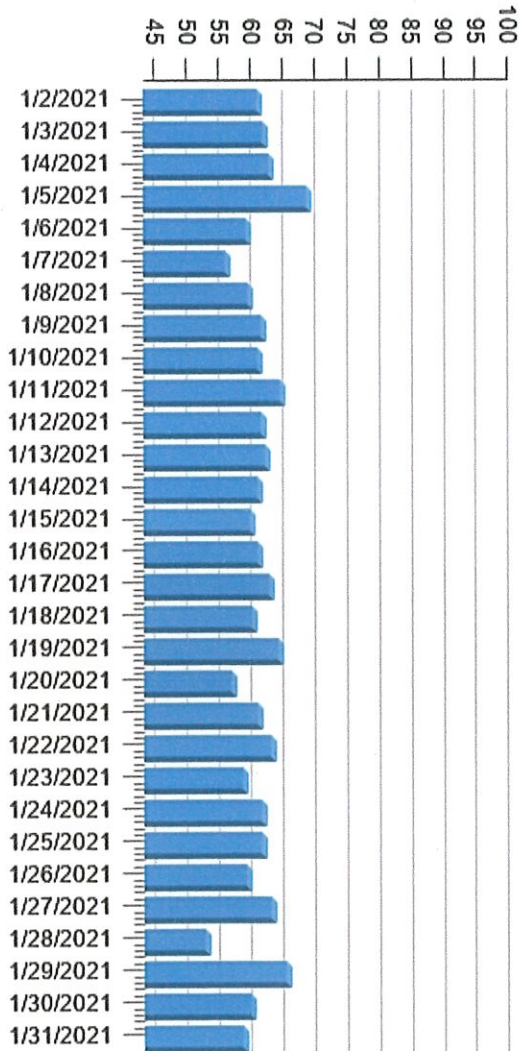
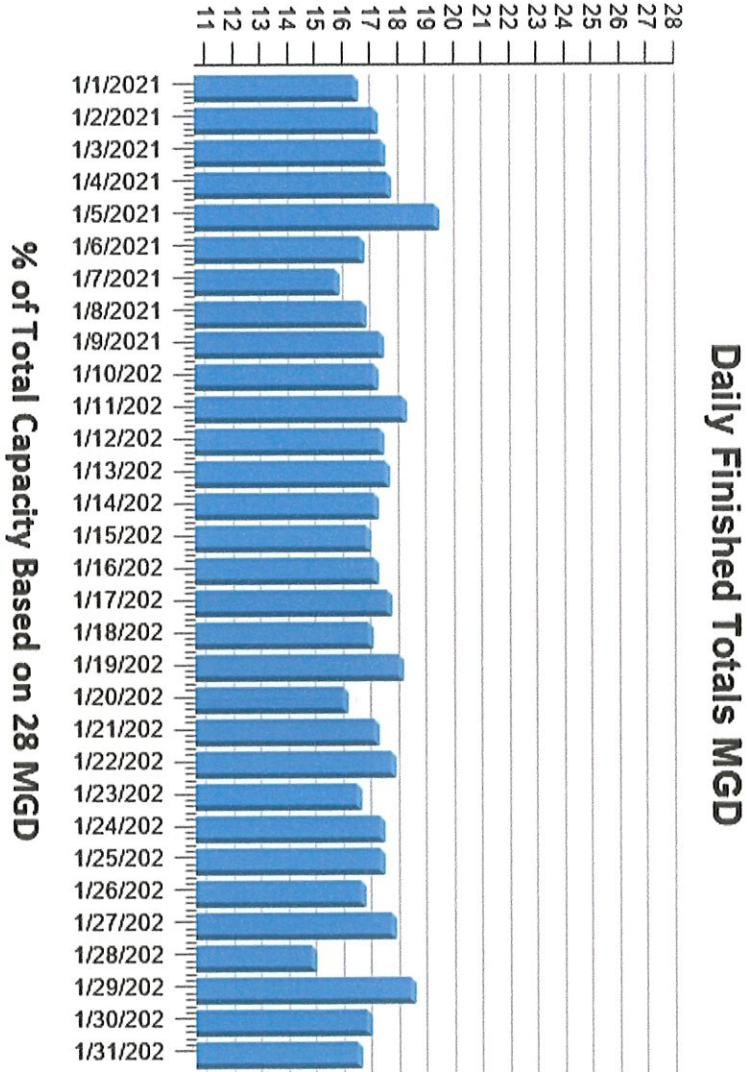
Monthly Activity Summary

February 2021

- **Assessment Areas:**
 - Hazelwood: cost \$2,727,241 / paid \$2,285,750 / remaining \$441,491
 - Oakland: cost \$881,876 / paid \$289,575 / remaining \$592,301
- Gas System distributed 909 million cubic feet and averaged 32.4 million cubic feet per day. That represents approximately 49.2 percent of the system's capacity.
- Water Plant pumped 517 million gallons of treated water into the system and averaged 18.4 million gallons per day. That represents approximately 65 percent of the plant's capacity.
- Wastewater Plant treated 420 million gallons of sewage and averaged 15 million gallons per day. That represents approximately 60 percent of the plant's capacity.
- The call center handled 8,166 calls and averaged 291 per day. Each call lasted an average of 3 minutes and 13 seconds.
- Service Department completed 3,170 work orders and responded to 329 after hour calls.
- Gas Division installed 15 new services totaling 1,900 feet of pipe, 5 mains totaling 570 feet of pipe, and responded to 62 natural gas odor calls.
- Water Division repaired 75 water leaks totaling 611 feet of pipe, flushed 155 hydrants, and tested 414 backflow devices.
- Sewer Division made 14 point repairs totaling 339 feet of pipe, cleaned 19,004 feet of pipe, and reported 26 sewer overflows.
- Engineering Department approved 8 utility plans this month and currently has 24 on-going projects.
- Billing Department read 103,575 meters and sent a total of 90,442 bills and notices

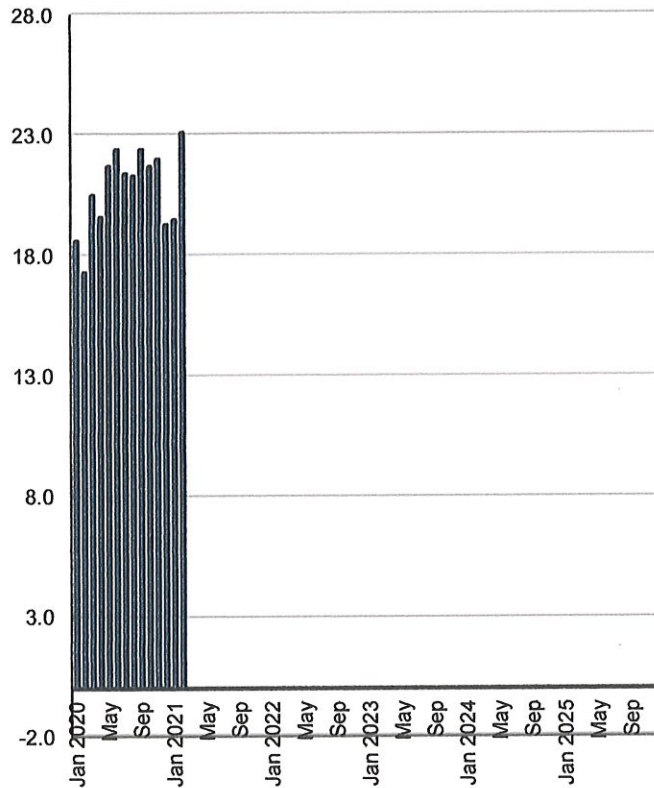
DATE	TOTALS IN MGD	DATE	% of Total Capacity Based on 28 MGD
1/1/2021	16.6	1/1/2021	59.29
1/2/2021	17.3	1/2/2021	61.79
1/3/2021	17.6	1/3/2021	62.86
1/4/2021	17.8	1/4/2021	63.57
1/5/2021	19.5	1/5/2021	69.64
1/6/2021	16.8	1/6/2021	60.00
1/7/2021	15.9	1/7/2021	56.79
1/8/2021	16.9	1/8/2021	60.36
1/9/2021	17.5	1/9/2021	62.50
1/10/2021	17.3	1/10/2021	61.79
1/11/2021	18.3	1/11/2021	65.36
1/12/2021	17.5	1/12/2021	62.50
1/13/2021	17.7	1/13/2021	63.21
1/14/2021	17.3	1/14/2021	61.79
1/15/2021	17.0	1/15/2021	60.71
1/16/2021	17.3	1/16/2021	61.79
1/17/2021	17.8	1/17/2021	63.57
1/18/2021	17.1	1/18/2021	61.07
1/19/2021	18.2	1/19/2021	65.00
1/20/2021	16.2	1/20/2021	57.86
1/21/2021	17.3	1/21/2021	61.79
1/22/2021	17.9	1/22/2021	63.93
1/23/2021	16.7	1/23/2021	59.64
1/24/2021	17.5	1/24/2021	62.50
1/25/2021	17.5	1/25/2021	62.50
1/26/2021	16.8	1/26/2021	60.00
1/27/2021	17.9	1/27/2021	63.93
1/28/2021	15.0	1/28/2021	53.57
1/29/2021	18.6	1/29/2021	66.43
1/30/2021	17.0	1/30/2021	60.71
1/31/2021	16.7	1/31/2021	59.64

Monthly
total 536.5

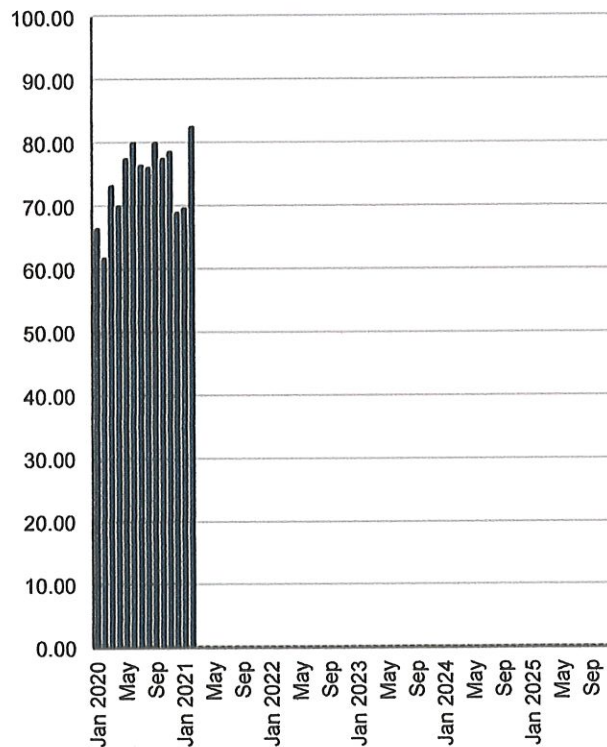


Date	Amt	Date	% of Capacity
Jan 2020	18.6	Jan 2020	66.43
Feb	17.3	Feb	61.79
Mar	20.5	Mar	73.21
Apr	19.6	Apr	70.00
May	21.7	May	77.50
Jun	22.4	Jun	80.00
Jul	21.4	Jul	76.43
Aug	21.3	Aug	76.07
Sep	22.4	Sep	80.00
Oct	21.7	Oct	77.50
Nov	22.0	Nov	78.57
Dec	19.3	Dec	68.93
Jan 2021	19.5	Jan 2021	69.64
Feb	23.1	Feb	82.50
Mar		Mar	0.00
Apr		Apr	0.00
May		May	0.00
Jun		Jun	0.00
Jul		Jul	0.00
Aug		Aug	0.00
Sep		Sep	0.00
Oct		Oct	0.00
Nov		Nov	0.00
Dec		Dec	0.00
Jan 2022		Jan 2022	0.00
Feb		Feb	0.00
Mar		Mar	0.00
Apr		Apr	0.00
May		May	0.00
Jun		Jun	0.00
Jul		Jul	0.00
Aug		Aug	0.00
Sep		Sep	0.00
Oct		Oct	0.00
Nov		Nov	0.00
Dec		Dec	0.00
Jan 2023		Jan 2023	0.00
Feb		Feb	0.00
Mar		Mar	0.00
Apr		Apr	0.00
May		May	0.00
Jun		Jun	0.00
Jul		Jul	0.00
Aug		Aug	0.00
Sep		Sep	0.00
Oct		Oct	0.00
Nov		Nov	0.00
Dec		Dec	0.00
Jan 2024		Jan 2024	0.00
Feb		Feb	0.00
Mar		Mar	0.00
Apr		Apr	0.00
May		May	0.00
Jun		Jun	0.00
Jul		Jul	0.00
Aug		Aug	0.00
Sep		Sep	0.00
Oct		Oct	0.00
Nov		Nov	0.00
Dec		Dec	0.00
Jan 2025		Jan 2025	0.00
Feb		Feb	0.00
Mar		Mar	0.00
Apr		Apr	0.00
May		May	0.00
Jun		Jun	0.00
Jul		Jul	0.00
Aug		Aug	0.00
Sep		Sep	0.00
Oct		Oct	0.00
Nov		Nov	0.00
Dec		Dec	0.00

Clarksville Maximum Daily Pumpage

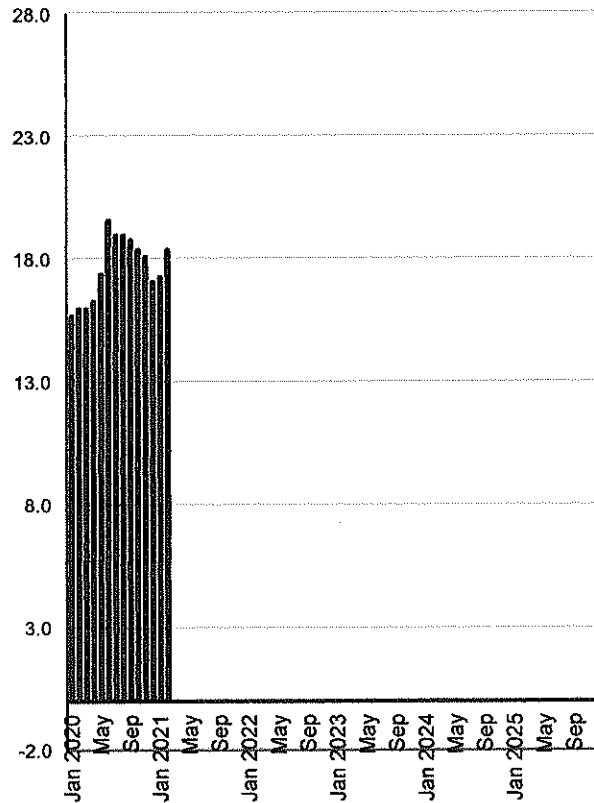


% of Capacity Based on 28 MGD

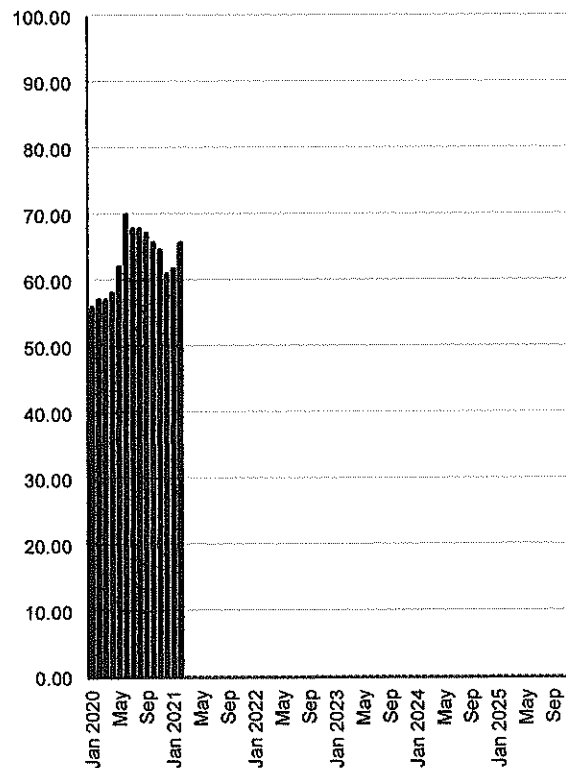


Date	Amt	Date	% of Capacity
Jan 2020	15.7	Jan 2020	56.07
Feb	16.0	Feb	57.14
Mar	16.0	Mar	57.14
Apr	16.3	Apr	58.21
May	17.4	May	62.14
Jun	19.6	Jun	70.00
Jul	19.0	Jul	67.86
Aug	19.0	Aug	67.86
Sep	18.8	Sep	67.14
Oct	18.4	Oct	65.71
Nov	18.1	Nov	64.64
Dec	17.1	Dec	61.07
<hr/>			
Jan 2021	17.3	Jan 2021	61.79
Feb	18.4	Feb	65.71
Mar		Mar	0.00
Apr		Apr	0.00
May		May	0.00
Jun		Jun	0.00
Jul		Jul	0.00
Aug		Aug	0.00
Sep		Sep	0.00
Oct		Oct	0.00
Nov		Nov	0.00
Dec		Dec	0.00
<hr/>			
Jan 2022		Jan 2022	0.00
Feb		Feb	0.00
Mar		Mar	0.00
Apr		Apr	0.00
May		May	0.00
Jun		Jun	0.00
Jul		Jul	0.00
Aug		Aug	0.00
Sep		Sep	0.00
Oct		Oct	0.00
Nov		Nov	0.00
Dec		Dec	0.00
<hr/>			
Jan 2023		Jan 2023	0.00
Feb		Feb	0.00
Mar		Mar	0.00
Apr		Apr	0.00
May		May	0.00
Jun		Jun	0.00
Jul		Jul	0.00
Aug		Aug	0.00
Sep		Sep	0.00
Oct		Oct	0.00
Nov		Nov	0.00
Dec		Dec	0.00
<hr/>			
Jan 2024		Jan 2024	0.00
Feb		Feb	0.00
Mar		Mar	0.00
Apr		Apr	0.00
May		May	0.00
Jun		Jun	0.00
Jul		Jul	0.00
Aug		Aug	0.00
Sep		Sep	0.00
Oct		Oct	0.00
Nov		Nov	0.00
Dec		Dec	0.00
<hr/>			
Jan 2025		Jan 2025	0.00
Feb		Feb	0.00
Mar		Mar	0.00
Apr		Apr	0.00
May		May	0.00
Jun		Jun	0.00
Jul		Jul	0.00
Aug		Aug	0.00
Sep		Sep	0.00
Oct		Oct	0.00
Nov		Nov	0.00
Dec		Dec	0.00

Clarksville Average Monthly Pumpage



% of Capacity Based on 28 MGD



FINISHED WATER PUMPAGE TOTALS

	2012	2013	2014	2015	2016	2017	2018	2019	2020	2021
Jan.Total	439351	442038	486007	472836	460298	471709	542638	506802	487760	537922
Aver.	14173	14259	15678	15253	14848	15216	17504	16348	15734	17352
Max	16208	17032	18977	18841	17349	19091	19678	19667	18650	19509
Min	12075	12695	11548	13616	12928	14348	14683	13896	12889	15070
Feb.Total	406621	400164	424980	431331	420563	418523	450030	467133	464620	517207
Aver.	14021	14292	15178	15405	14502	14947	16073	16683	16021	18472
Max	16385	17101	17883	17659	15791	16453	19679	19919	17301	23147
Min	12006	10627	12956	13342	13145	13507	14057	13710	14832	14933
Mar.Total	458407	443135	454724	459349	442712	462775	488427	499251	498790	
Aver.	14787	14295	14669	14818	14281	14928	15756	16105	16090	
Max	20748	16323	16316	16565	15992	17089	17592	17367	20582	
Min	10971	12758	12448	13381	12822	13894	14516	14929	13982	
Apr. Total	472623	428845	442935	433816	447902	479548	471571	495905	491542	
Aver.	15754	14295	14765	14461	14930	15985	15719	16530	16385	
Max	19906	16049	17251	15936	16785	19424	17634	19477	19679	
Min	13825	12472	13031	12702	12521	14464	13683	14140	13942	
May Total	518962	469221	494881	502787	484014	508673	535251	550304	541075	
Aver.	16741	15136	15964	16219	15613	16409	17266	17752	17454	
Max	20470	17712	19461	18671	19413	19500	20201	21385	21754	
Min	12189	12710	13064	14687	13917	13724	14348	14204	15033	
Jun. Total	568593	484809	500530	505360	536245	525289	554301	539759	588876	
Aver.	18953	16160	16684	16846	17875	17510	18477	17992	19629	
Max	24850	18416	20717	19306	20660	24870	21444	21454	22442	
Min	13858	13442	14133	14050	15630	14988	15308	14700	16334	
Jul. Total	543355	503624	572496	544235	519632	571991	583935	569783	590407	
Aver.	17528	16246	18468	17556	16762	19451	18837	18380	19045	
Max	21568	19079	21348	21555	19407	21680	22472	21198	21487	
Min	14232	12996	14926	14673	14985	15287	13853	16212	15643	
Aug.Total	530106	501432	559563	547126	529644	566204	595380	584399	589997	
Aver.	17100	16175	18050	17649	17085	18265	19206	18852	19032	
Max	19035	20145	21121	20033	19451	22100	22024	21852	21359	
Min	15105	14013	13566	14503	14785	15658	15318	15235	16443	
Sep.Total	465948	494484	527302	508650	532147	530559	569190	605709	565475	
Aver.	15532	16483	17577	16955	17738	17685	18973	20190	18849	
Max	17889	17993	21379	19573	21501	19637	22112	23540	22452	
Min	12729	14365	14851	14245	16104	15576	16342	17485	16121	
Oct. Total	453395	482230	484925	471463	547410	533123	561681	560395	573348	
Aver.	14626	15556	15643	15208	17658	17198	18119	18077	18495	
Max	16734	18514	18115	16803	20503	19507	20803	21149	21771	
Min	12269	12424	13993	13337	15408	14485	15333	14001	16235	
Nov.Total	442808	442786	443208	427852	501075	490630	496859	506448	544277	
Aver.	14760	14760	14774	14262	16703	16354	16562	16882	18143	
Max	17735	16254	16718	15879	19499	18381	19630	19775	22005	
Min	12435	13360	13207	12336	13700	13825	14615	14275	16175	
Dec.Total	431342	463552	453064	442384	475697	497194	504637	492948	533119	
Aver.	13914	14953	14615	14270	15345	16039	16279	15902	17197	
Max	17507	20904	16055	16082	17226	17728	19829	17795	19317	
Min	10650	12206	13421	12787	13516	13355	13897	13962	15018	
Yr. Total	5731511	5556320	5844615	5747189	5897339	6056218	6353900	6378836	6469286	1055129
Yr. Aver.	15659	15222	16013	15746	16113	16592	17408	17476	17724	
Peak Day	24850	20904	21379	21555	21501	24870	22472	23540	22452	

METER READING AND SERVICE DEPARTMENT MONTHLY / YEARLY REPORT

METER READING

		<u>Meters Read</u>			<u>Accuracy Rate</u>
		<u>Gas</u>	<u>Water</u>	<u>Total</u>	
February	2021	29,293	74,282	103,575	99.89%
January	2021	29,240	74,050	103,290	99.89%
December	2020	29,207	73,900	103,107	99.86%
November	2020	29,165	73,694	102,859	99.90%
October	2020	29,118	73,543	102,661	99.87%
September	2020	29,064	73,668	102,732	99.87%
August	2020	29,015	73,617	102,632	99.89%
July	2020	28,976	73,380	102,356	99.93%
June	2020	28,941	73,079	102,020	99.89%
May	2020	28,908	72,850	101,758	99.92%
April	2020	28,897	72,590	101,487	99.93%
March	2020	28,863	72,359	101,222	99.93%
February	2020	28,827	72,153	100,980	99.91%
12 Month Total		377,514	953,165	1,330,679	99.90%

SERVICE DEPARTMENT

		<u>Service Orders</u>	<u>After Hours Calls</u>
February	2021	3170	329
January	2021	4500	238
December	2020	5107	243
November	2020	4465	291
October	2020	6209	296
September	2020	5630	265
August	2020	5760	296
July	2020	5771	287
June	2020	3471	139
May	2020	3108	178
April	2020	2424	270
March	2020	3804	275
February	2020	4251	416
January	2020	4985	361
December	2019	4467	290
12 Month Total		67,122	4,174