



FINANCE COMMITTEE AGENDA

This meeting will be conducted in person and via Google Meets

DATE: July 28, 2020

TIME: 3:30 p.m.

LOCATION: City Hall Conference Room

- 1) CALL TO ORDER
- 2) ATTENDANCE
- 3) APPROVAL OF ELECTRONIC MEETING

In order to comply with the technical aspects of the Governor's Executive Order regarding holding open meetings in a forum other than in the open and in public, the Finance Committee determines that meeting electronically is necessary to protect the health, safety, and welfare of its citizens due to the COVID-19 outbreak.

- 4) ADOPTION OF MINUTES: June 23
- 5) DEPARTMENT REPORTS
 1. PURCHASING *Camille Thomas*
 - a) Report of bids

- b) Report of award of professional service contracts
 - Street Dept. - NPDES Monitoring from Barge Design Solutions, Inc. in the amount of \$16,700.00.
 - H&CD - Appraisal of the New Providence Hotel from Mark Young Real Estate Appraisals in the amount of \$2,000.00.
- c) Report of sale of surplus property on *GovDeals.com* June 2020: \$19,225.90

2. GENERAL FUND

- a) Monthly report *Laurie Matta*

3. DEPARTMENT OF ELECTRICITY

- a) Monthly reports *David Johns, Christy Batts*

4. CITY ATTORNEY

- a) Report of legal expenditures *Lance Baker*
 - Bradley Arant, *Jeff Robinson v. City* - \$29,768.81
 - Bradley Arant, *Jeff Robinson v. City* - \$46,078.45
 - Bradley Arant, *Kimberly Black v. City* - \$577.50
 - Cunningham Mitchell & Rocconi, *Robinson v. City* - \$400.00
 - Batson Nolan, *Robinson v. City* - \$2,500.00
 - Rassas North, *Robinson v. City* - \$855.00
 - Marks Shell & Maness, *Robinson v. City* - \$4,350.00
 - Burr Forman, *TN River Keepers. v. City* - \$8,462.79

6) COMMITTEE ACTION

None.

7) CITY COUNCIL ACTION

1. FINANCE

- (a) **ORDINANCE 7-2020-21** (First Reading) Repealing ORDINANCE 152-2006-07 establishing the Capital Projects Revenue District and the Capital Improvement Fund *Laurie Matta*

2. LEGAL

- a) **RESOLUTION 16-2020-21** Approving the waiver of the City's subrogation claim related to the OJI death of Jeffery Prosecky *Lance Baker*

3. PLANNING COMMISSION

- (a) **RESOLUTION 12-2020-21** Repealing Resolution 60-1992-93 (Residential Development Commission) and approving the formation of the Land Regulation Advisory Committee *Jeff Tyndall*

8) PUBLIC COMMENTS *(3 individuals allowed; 5 minutes each)*

In accordance with the Alternative Public Comments Procedure, requests must be made no less than 48 hours prior to the meeting; no requests were submitted.

9) ADJOURNMENT



FINANCE COMMITTEE JUNE 23, 2020

MINUTES

NON-PUBLIC MEETING

City Attorney Lance Baker met in a non-public meeting with the City of Clarksville Finance Committee on Tuesday, June 23, 2020, at 3:00 p.m. in the hallway outside City Council Chambers, 106 Public Square, Clarksville, Tennessee, regarding the proposed ordinance relative to short term rentals. Members present included Councilman Jeff Burkhardt, Councilwoman Valerie Guzman, Councilman Jeff Henley, and Councilwoman Stacey Streetman.

CALL TO ORDER

The public meeting of the Finance Committee was called to order by Chairman Jeff Burkhardt at 3:06 in City Council Chambers.

In an effort to facilitate the continued response to the Coronavirus Disease (COVID-19), this meeting was conducted in person and via Google Meets.

ATTENDANCE

IN PERSON: Jeff Burkhardt, Valerie Guzman, Jeff Henley, Stacey Streetman

VIA GOOGLE MEETS: Tim Chandler

APPROVAL OF ELECTRONIC MEETING

In order to comply with the technical aspects of the Governor's Executive Order regarding holding open meetings in a forum other than in the open and in public, the Finance Committee determines that meeting electronically is necessary to protect the health, safety, and welfare of its citizens due to the COVID-19 outbreak.

Councilwoman Guzman made a motion to authorize the electronic meeting. The motion was seconded by Councilwoman Streetman. The following vote was recorded:

AYE: Burkhart, Chandler, Guzman, Henley, Streetman

The motion to authorize the electronic meeting unanimously passed.

ADOPTION OF MINUTES

Councilman Henley made a motion to adopt the minutes of May 26 as presented. The motion was seconded by Councilman Chandler. The following vote was recorded:

AYE: Burkhart, Chandler, Guzman, Henley, Streetman

The motion to adopt the May 26 minutes unanimously passed.

PURCHASING DEPARTMENT

Director of Purchasing Camille Thomas reviewed the monthly bid summary and reported award of the following professional service contracts:

- CDE - Renovation Design of the Office on Madison Street from Lyle-Cook-Martin Architects in the amount of \$710,751.00.

Ms. Thomas confirmed later during the meeting that the reported contract amount was for the total project and that architectural fees were \$53,000.

- CDE - Survey & Design for a New Parking Area at the Wilma Rudolph Blvd. Office from TTL Company (formerly DBS & Associates) in the amount of \$4,000.00.
- Street Dept. - Security Upgrade Design for the Lobby from Powell Architecture in an amount not to exceed \$4,000.00.
- Street Dept. - Design for the Replacement of the Dunbar Cave Road Bridge from Winford A. Petrone Co., PLLC in the amount of 15% of the construction cost.
- Gas & Water - New North Service Center Renovation Design from Lyle-Cook-Martin in the amount of \$40,000.00.
- Project Management - Asbestos Monitoring of the Frosty Morn Building from Gobbell Hays Partners, Inc. in the amount of \$21,070.00.

Ms. Thomas reported sales of surplus property on *GovDeals.com* in the amount of \$33,326.00 during May 2020.

GENERAL FUND REPORT

Chief Financial Officer Laurie Matta said year-to-date revenues were exceeding expenditures by \$3 million with \$33 million collected for property taxes. She noted the \$2.8 million transfer to the Central Business Improvement District. Department spending was \$4.4 million, or 5.3%, more than the previous year, but was \$2.1 million, or 6.1%

under budget. Local Option Sales Taxes provided \$4.9 million for schools, \$76,600 for the Road Improvement Fund, and \$1,561,000 for the General Fund. Capital project spending totaled \$5.5 million of \$33.1 million invested. Ms. Matta said the current Fund Balance was \$30.3 million or 30% of expenditures. Grants awarded included funding for emergency supplies relative to the COVID-19 Pandemic and nine new police officers.

Ms. Matta briefly reviewed Reports on Debt Obligation for \$4,430,000 and \$42,619,000

DEPARTMENT OF ELECTRICITY

Christy Batts reported Broadband Cash was above \$6 million with year-to-date retained earnings of \$4 million and noted payment of a one-time fee of \$176,000 for a new internet supplier. She said the division gained 218 net customers for video, internet, and phone during the month of May. Mrs. Batts said the interdivisional loan to the Electric Division was on schedule to be paid off in 2021 which would be 17 years earlier than planned.

CITY ATTORNEY

City Attorney Lance Baker reported payment of the following legal expenditure:

- Bradley Arant Boult Cummings: Kimberly Black v. City \$983.82

CROSSING GUARD PAY PLAN

Deputy Chief David Crockarell said the proposed plan would pay crossing guards for a full three hours at the full rate. Guards were currently working an additional second or third zone at half rate. He said the plan would also help recruit and retain employees. Councilman Henley made a motion to approve the new plan. The motion was seconded by Councillady Streetman. A voice vote was taken; the motion passed without objection.

COMMUNITY DEVELOPMENT

RESOLUTION 4-2020-21 Authorizing the Grant Application and Adopting the 2020-2024 Consolidated Plan and the 2020-2021 Annual Action Plan and the 2020-2021 Budget for Community Development Block Grant and HOME Programs

Interim Director Tammy Kilgore said this resolution would authorize the department's five-year consolidated plan including CDBG and HOME funds. She noted the community would be involved in the needs assessment, marketing analysis, and strategic plan. Councillady Streetman made a motion to forward this resolution to the City Council with a recommendation of approval. The motion was seconded by Councillady Guzman. The following vote was recorded:

AYE: Chandler, Guzman, Henley, Streetman

The motion to forward this resolution to the City Council with a recommendation of approval passed.

HUMAN RESOURCES

RESOLUTION 5-2020-21 Adopting Personnel Policy #20-1 pertaining to Confined Spaces in the Workplace

Safety Manager Wes Golden said this policy was mandated by the Occupational Safety and Health Administration and would make the policy consistent for all departments. Councillady Guzman made a motion to forward this resolution to

the City Council with a recommendation of approval. The motion was seconded by Councillady Streetman. The following vote was recorded:

AYE: Chandler, Guzman, Henley, Streetman

The motion to forward this resolution to the City Council with a recommendation of approval passed.

RESOLUTION 6-2020-21 Adopting Personnel Policy #20-2 pertaining to Control of Hazardous Energy Sources in the Workplace

Mr. Golden said this policy was also required by OSHA and required specific procedures for training and documentation. Councilman Henley made a motion to forward this resolution to the City Council with a recommendation of approval. The motion was seconded by Councillady Guzman. The following vote was recorded:

AYE: Chandler, Guzman, Henley, Streetman

The motion to forward this resolution to the City Council with a recommendation of approval passed.

POLICE

RESOLUTION 1-2020-21 Authorizing an interlocal agreement with the E911 Emergency Communications District

Chief Crockarell said this resolution would renew the annual agreement regarding E911 services. Councilman Henley made a motion to forward this resolution to the City Council with a recommendation of approval. The motion was seconded by Councillady Guzman. The following vote was recorded:

AYE: Chandler, Guzman, Henley, Streetman

The motion to forward this resolution to the City Council with a recommendation of approval passed.

RESOLUTION 2-2020-21 Authorizing an interlocal agreement with Montgomery County regarding shared expenses for autopsies

Chief Crockarell said this agreement would provide for a 50/50 split for autopsy expenses and the agreement would be in effect until either party chose to withdraw. Councilman Henley made a motion to forward this resolution to the City Council with a recommendation of approval. The motion was seconded by Council Lady Streetman. The following vote was recorded:

AYE: Chandler, Guzman, Henley, Streetman

The motion to forward this resolution to the City Council with a recommendation of approval passed.

SHORT TERM RENTALS

ORDINANCE 1-2020-21 (First Reading) Amending the Official Code to establish regulations pertaining to short term rentals

Council Lady Streetman summarized the contents of the ordinance and said the regulations would benefit tenants and adjoining property owners. Assistant City Attorney Neil Stauffer said a provision was included that would grandfather existing short term rentals upon confirmation that owners had paid business taxes for at least six months prior to the effective date of the ordinance and noted issuance of a permit was not dependent on a particular zone classification. Following discussion, Councilman Henley made a motion to forward this ordinance to the City Council with a recommendation of approval. The motion was seconded by Council Lady Streetman. The following vote was recorded:

AYE: Chandler, Guzman, Henley, Streetman

The motion to forward this ordinance to the City Council with a recommendation of approval passed.

SUFFRAGIST MONUMENT

RESOLUTION 3-2020-21 Authorizing a Memorandum of Understanding with the Clarksville-Montgomery County Arts & Heritage Development Council pertaining to Clarksville's Original Suffragist Monument on Public Square

Director of Parks & Recreation Jennifer Letourneau noted placing of this monument would commemorate 100 years of women's right to vote. She said funds were being raised by the Arts & Heritage Development Council. Councilman Henley made a motion to forward this ordinance to the City Council with a recommendation of approval. The motion was seconded by Council Lady Streetman. The following vote was recorded:

AYE: Chandler, Guzman, Henley, Streetman

The motion to forward this resolution to the City Council with a recommendation of approval passed.

PUBLIC COMMENTS

No requests were submitted in accordance with the Alternative Public Comments Procedure (RESOLUTION 55-2019-20).

ADJOURNMENT

The meeting was adjourned at 4:22 p.m.

FINANCE & ADMINISTRATION COMMITTEE
BID SUMMARY
JULY 28, 2020

The following bids/proposals have been solicited, opened and have been approved by the Purchasing Director. All are low bid/proposal except where noted.

<u>BID #</u>	<u>DEPT.</u>	<u>DESCRIPTION</u>	<u>AWARDED TO</u>	<u>AMOUNT</u>
4024-P	G&W	WWTP/ Motor Maintenance Service Agreement	Cumberland Machine Co.	See Attached
4028	Street Dept.	Rossvie Rd. Phase 1	Parchman Construction	\$ 4,496,763.03
4036	Police Dept.	Police Precinct # 3	Boger Construction	\$ 2,997,300.00
4039-LOI	Street Dept.	CEI Services for Road Improvements For Rossvie /Cardinal Ln.	Smith Seckman Reid	\$ 1,074,987.47
4042-RB	Recreation	Liberty Park Remediation	Uretek	\$ 159,481.00
4054-P	CDE	AMI Electric Meter Exchange/ Replacement	Honeywell	\$ 594,000.00
4055	G&W	North 2 nd St. Bridge Natural Gas Main Replacement	Cleary Construction	\$ 662,100.00
4056-RB	G&W	Fire Hydrant 3&4ft. Bury	Consolidated Pipe & Supply	\$ 137,350.00
4057	G&W	Misc. Poly Gas Fittings	General Utilities Pipe & Supply	\$ 38,025.00
4058	G&W	Level Rat Submersible Transducers	Keller America Inc.	\$ 74,831.25
4059	G&W	Cast Iron Valve Box Ext. Rings	G&C Supply	\$ 27,957.00
4060	G&W	Brass Curb Stops & Assorted Brass Fittings & Preventers	Core & Main	\$ 254,580.80
4062	G&W	Diaphragm Meters	Equipment Controls Co.	\$ 91,335.20
4063	G&W	Copper Water Meter Yokes w/ Check Valve	Fortiline Waterworks	\$ 392,443.50
4066-P	PM	Frosty Morn-Partial Demolition & Abatement	Morgan, Inc.	\$ 1,057,000.00
4067	G&W	Magnesium Hydroxide	Premier Magnesia	\$ 2.96 per gallon
4069	Street Dept.	Sign Blanks	Vulcan Aluminum	\$ 45,673.00
4071	Street Dept.	Square Post & Anchors	Xcessories Squared	\$ 29,322.00
4073	Street Dept.	Permanent Sign Sheeting Material	3M Company	See Attached
			Vulcan Signs	See Attached
			Korman Signs	See Attached
4074	Street Dept.	Metal & Plastic Pipe	Simpson Metal Culvert Co.	See Below
			Fortiline Waterworks	See Below
4075	Street Dept.	Erosion Control Matting	Kenny Pipe & Supply	\$ 30.50 per roll
4076	Street Dept.	Rock	Winn Materials	See Attached
			Vulcan Materials Co.	See Attached
4077	Street Dept.	Concrete (Large & Small Loads)	Irving Materials	See Attached
4078	Street Dept.	Asphalt (CM, BM, CS, 411-E)	McAsphalt	See Below
4079	Street Dept.	Thermoplastic Compound	Swarco Industries	See Below
			Ennis-Flint	See Below

4080	CDE	Optical Transceivers & Twinax Cables	Hummingbird Network	\$ 6,672.75
4081	Street Dept.	Meriwether-Trenton Rd. Improvements	Sessions Paving	\$ 773,271.50
4084	G&W	Pipe & Fernco Fittings, Hydraulic Cement Saddles & Gasketed Tee's	Fortiline Waterworks	\$ 75,120.96
4087	Street Dept.	Street Repair & Resurfacing	McIntosh Construction	\$ 4,564,490.00

SOLE SOURCE PURCHASES:

1. G&W- Future purchases of utility location, marking and damage prevention services from Utiliquest.
2. G&W- Future purchases of submersible waste pumps from Nedrow & Associates.
3. G&W- Future maintenance and repair of the fire and security alarm system from System Company.
4. G&W- Future purchases of chain and scraper mechanisms from J.T. Guthrie & Son.
5. Street Dept. - Future purchases of various grates from John Bouchard & Sons Company.
6. Street Dept. – Future purchases asphalt solvent from Chemtek, Inc.

EMERGENCY PURCHASE:

1. G&W - Removal and sealing of asbestos in the garage at CGW main complex from EAI in the amount of \$ 3,000.00.

Proposal #4024-P - WWTP /Motor Maintenance Service Agreement

Cumberland Machine Co.	See Attached*	
John Bouchard & Sons	See Attached	
Hibbs Electric Mechanical	See Attached	
R. Lafferty and Sons	No Response	Local
Tencova Machinery Co.	No Response	
Southwest Electric Co.	No Response	
ATECH	No Response	
Chattanooga Tractor & Equipment	No Response	
Crowder Construction	No Response	
DJ Shubeck Co.	No Response	
Energy Management Solutions	No Response	
JP Industrial Services	No Response	
Moody's Tire and Auto Services	No Response	
Parman Tractor & Equipment	No Response	
S&W Contracting	No Response	
Shermco Industries	No Response	
Air Conditioning Service	No Response	
Anchor Fleet Body Shop	No Response	
B&B Construction & Excavating	No Response	
Bar Environmental	No Response	
CD Steger Construction	No Response	
Clarke Power	No Response	

Cliff Carey General Contractors	No Response	
Cothorn Electric Motor Repair	No Response	
Cummins Inc.	No Response	
Demand Mechanical	No Response	
DXP Enterprise	No Response	
Hamilton Machine	No Response	
Hill Top Equipment	No Response	
Hose & Belting Specialist	No Response	
Hydro Design Services	No Response	
Industrial Machine & Tool Co.	No Response	
Johnson & White Equipment Services	No Response	
Manning Materials	No Response	
Max Electric Motor Services	No Response	
Meade Equipment	No Response	
Nashville Pump & Power	No Response	
Pittman Equipment Repair	No Response	
Protech Electrical	No Response	
Ram Corporation	No Response	
Rock City Machine Co.	No Response	
Sample Repair	No Response	
Scott Construction Equipment	No Response	
Tennessee Industrial	No Response	
The Parkes Co.	No Response	
Thompson Machinery	No Response	Local
Trinity Builders	No Response	
Tuff Equipment Co.	No Response	
Welding Unlimited	No Response	
X Energy	No Response	
Xylem Dewatering Solutions	No Response	

**This was a proposal where price was not the only factor in award.

Bid #4028--Street Dept. - Rossview Rd. Phase 1

Parchman Construction	\$ 4,496,763.03*	Local
Sessions Paving Co.	\$ 6,731,014.65	
Advanced Wireless Solutions	No Response	
AMIT	No Response	
Bar Environmental	No Response	
Beech Construction Services	No Response	
Brett Design/Build	No Response	
Carver Construction	No Response	
Colditz Trucking	No Response	
Crown Paving	No Response	
Curl Construction & Excavating	No Response	
Duracap Asphalt Paving	No Response	
Fulghum MacIndoe & Associates	No Response	
Gregory Construction	No Response	
Hathaway Demo Construction, Environmental	No Response	

HDR	No Response	
ITS Maintenance	No Response	
Jarrett Builders	No Response	
Jones Brothers Contractors	No Response	
Leland	No Response	
McCall Contracting	No Response	Local
McIntosh Construction	No Response	Local
Meade Equipment	No Response	
Morgan, Inc.	No Response	Local
Peed Bros Inc.	No Response	
RRI of East TN.	No Response	
Queen City Asphalt	No Response	Local
R Lafferty & Son	No Response	Local
R. Roese Contracting	No Response	
RAWSO	No Response	
Redmon Asphalt	No Response	
Reed Construction	No Response	
RL Alvarez Construction	No Response	Local
Road Runner Highway Signs	No Response	
Roy T. Goodwin Contractors	No Response	
S&W Contracting	No Response	
Southeast Contractors	No Response	
T.W. Frierson Contractor	No Response	
Tennessee Guardrail	No Response	
Thalle Construction	No Response	
Travis Excavating	No Response	
Two River Roofing	No Response	
Workman General Contractors	No Response	Local
B&B Excavating	No Response	
Bell & Associates	No Response	
Boyce Ballard Construction	No Response	
Byard Construction	No Response	Local
CD Steger Construction	No Response	
Civil Construction	No Response	
Cliff Carvey General Contractor	No Response	
Credo Group	No Response	Local
Crowder Construction	No Response	Local
Cumberland Valley Construction	No Response	
Fortune Construction	No Response	
Hall Construction	No Response	Local
Holland Contractor	No Response	
Jeff Shepherd Construction	No Response	Local
JR & Associates	No Response	
Kentucky Tennessee Excavation & Const.	No Response	
Lojac Enterprises	No Response	
McMahan Construction	No Response	
MDI Construction	No Response	
Middle TN Infrastructure	No Response	
Middle TN Urban Development & Const.	No Response	

Moore Construction	No Response	Local
Orion Building Corp.	No Response	
RG Anderson Co.	No Response	
REJ Construction	No Response	
Robinson Construction Group	No Response	
Rogers Group	No Response	
Sain Construction Co.	No Response	
Steelhead Builders	No Response	
Stubblefield Construction	No Response	
Sunrise Contracting	No Response	
The Parent Co.	No Response	
Transportation Control System	No Response	
Triple S Contracting	No Response	Local

Bid #4036 –Police Dept. - Police Precinct # 3

Boger Construction	\$ 2,997,300.00*	
BR Miller & Co.	\$ 3,209,752.00	Local
Wright Construction	\$ 3,219,200.00	
C&C Contracting	\$ 3,281,595.00	
Hughes Construction Corp.	\$ 3,562,300.00	Local
Nex Gen Construction	\$ 3,667,500.00	Local
Pride Concrete	No Response	Local
Comperry Development	No Response	Local
Morgan, Inc.	No Response	Local
Neely Engineers & Contracting	No Response	Local
ADA Inspection Nationwide	No Response	
Adams Construction	No Response	Local
Anderson Lumber Co.	No Response	
Aspen Park Properties	No Response	Local
Beech Construction Services	No Response	
Blue Team Restoration	No Response	
Brett Design / Build	No Response	
Corporate Vision	No Response	
Curl Construction & Excavating	No Response	
Duracap Asphalt Paving Co.	No Response	
Gregory Construction	No Response	
Hathaway's Demo Construction Environmental	No Response	
Hedstrom Design	No Response	
Isenhour Door Products	No Response	
John Bouchard & Sons	No Response	
Landscape Services	No Response	
Lee Company	No Response	Local
Leland Inc.	No Response	
Level Up Home Improvement	No Response	
McCall Contracting	No Response	Local
Peed Bros	No Response	
R Lafferty & Son	No Response	Local
Reed Construction	No Response	

RL Alvarez Construction	No Response	Local
Road Runner Highway Signs	No Response	
S&W Contracting	No Response	
Southeast Contractors	No Response	
Spring Clean	No Response	
TW Frierson Contractor	No Response	
Tennessee Guardrail	No Response	
The Whiting-Turner Contracting	No Response	
Transformation Construction Group	No Response	
Triple S Contracting	No Response	Local
Workman General Contracting	No Response	Local
ACT Contractors	No Response	
Baron Construction	No Response	
Barry Edwards Construction	No Response	
Commercial Industrial Construction	No Response	
Concord Building Group	No Response	
Cross Driven Construction	No Response	
Curtis Builder	No Response	
DeAngelis Diamond Construction	No Response	
Doster Construction	No Response	
Dowdle Construction Group	No Response	
Drakes Creek Builders	No Response	
Eastman Hardscape Construction	No Response	
First Services Construction	No Response	
Franklin Construction	No Response	
Ginn General Contractors	No Response	
Hall Construction	No Response	Local
Hardaway Construction	No Response	
Holt Construction	No Response	
Hunt Construction	No Response	
Jeff Shepherd Construction	No Response	Local
Maynard Construction	No Response	Local
Moore Construction	No Response	Local
Olympian Construction Co.	No Response	
Orion Building Corp.	No Response	
Parchman Construction	No Response	Local
Paris Construction	No Response	
Phoenix Commercial	No Response	
RG Anderson Co.	No Response	
Ryzec Building Group	No Response	
Skanska USA Building	No Response	
Steed Brothers Contractors	No Response	
Waymon Hale Construction	No Response	

LOI #4039-LOI –Street Dept. - CEI Service Road Improvements for Rossview/Cardinal Ln.

Smith Seckman Reid	\$ 1,074,987.47*
Thompson Engineering	LOI Received
Wood Environmental	LOI Received

ECS Southeast	LOI Received	Local
Wiser	LOI Received	
Ragan Smith	LOI Received	
Gresham Smith	LOI Received	
HDR Engineering	LOI Received	
LE Gregg Associates	LOI Received	
ADA Inspection Nationwide	No Response	
Allworld Project Management	No Response	
Andrews Engineering	No Response	
Barge Design Solutions	No Response	
Bell Engineering	No Response	
Blue Cypress Consulting	No Response	
Brett Design / Build	No Response	
C&T Engineering & Inspection	No Response	
Carollo Engineering	No Response	
Chazen Engineering Consultant	No Response	
Civil Site	No Response	Local
Credo Group	No Response	Local
CTI Engineering	No Response	
DDS Engineering	No Response	
Dempsey Dilling & Associates	No Response	
GRW	No Response	
GSE Consulting Engineers	No Response	
Gulf State Engineering of TN	No Response	
HFR Design	No Response	
InDepth	No Response	
LE Gregg Associates	No Response	
LTK Engineering Services	No Response	
MBI Companies	No Response	
McGill Associates	No Response	
Michael Brady	No Response	
OHM Advisors	No Response	
Rye Engineering	No Response	
S&ME	No Response	
SE Diving Services	No Response	
Thouvenot Wade & Moerchen	No Response	
Tsquared Engineering	No Response	
TTL	No Response	Local
TWM	No Response	
Wiser Consultant	No Response	
AECOM	No Response	
Allen & Hoshall	No Response	
ASA Engineering & Consulting	No Response	
Beaver Engineering	No Response	
Civic Engineering & Information	No Response	
Collier Engineering	No Response	
Denney Engineering	No Response	
Ealey Engineering	No Response	
Edmonds Engineering	No Response	

GAM Engineering	No Response
Geotek Engineering	No Response
Hazen & Sawyer	No Response
Huddleston-Steele Engineering	No Response
Ingram Civil Engineering	No Response
JR Wauford & Co. Consulting Engineers	No Response
Jacobs Engineering Group	No Response
James & Associates Engineers & Planners	No Response
James C Hailey & Co.	No Response
LDA Engineering	No Response
W&A Engineering	No Response
Warren & Associates Engineering	No Response

*This was a LOI where price was not a factor in award.

Bid \$ 4042- RB Liberty Park Remediation

Uretak	\$ 159,481.00*	
Earth Retention Stabilization	No Response	
Pride Concrete	No Response	Local
CJ Geo	No Response	
Gregory Construction	No Response	
Southeast Contractors	No Response	
ADL Construction	No Response	
B&B Construction Services	No Response	
Beech Construction Services	No Response	
Cross Driven Construction	No Response	
G Power Group	No Response	
J&S Construction Co.	No Response	
J Cumby Construction	No Response	
Jeff Freitag Construction	No Response	
Masonry Specialist Corp.	No Response	
Triple S Contracting	No Response	Local
BR Miller & Co.	No Response	Local
Moore Construction	No Response	Local
Neely Engineers & Contracting	No Response	Local
Jeff Shepherd Construction	No Response	Local
Hall Construction	No Response	Local
Hughes Construction	No Response	Local
Morgan, Inc.	No Response	Local
Bar Environmental	No Response	
Blue Team Restoration	No Response	
Curl Construction & Excavating	No Response	
H&D Concrete Solutions	No Response	
Hathaway's Demo Construction Environmental	No Response	
Level Up Home Improvements	No Response	
MDI Construction	No Response	
Precision Concrete Cutting	No Response	
Pure Green	No Response	

The Hogan Company	No Response
Accurate Contracting Services	No Response
Adams Masonry	No Response
Ashburn Property Maintenance	No Response
Belfor Property Restoration	No Response
Bluff City Coring & Cutting	No Response
Buckhead Construction Co.	No Response
Damon-Marcus Co.	No Response
Earhart Maintenance Services	No Response
Industrial Fabrication & Repair	No Response
M Chavez Masonry & Remodeling	No Response
Seal Master	No Response
Seiber Restoration	No Response
Specialty Concrete Solutions	No Response
Total Building Maintenance	No Response
Volunteer Restoration	No Response

Proposal #4054-P – CDE-AMI Electric Meter Exchange/ Replacement

Honeywell	\$ 594,000.00*
Anixter	Proposal Received
Professional Meters	Proposal Received
Vanguard Utility Services	Proposal Received
Powermetrix	Proposal Received
Southern Cross	Proposal Received
Bar Environmental	No Response
Chickamauga Construction	No Response
Malemore Water Meter Service	No Response

*This was a proposal where price was not the only factor in award.

Bid #4055 – G&W-North 2nd St. Bridge Natural Gas Main Replacement

Cleary Construction	\$ 662,100.00*	
King Pipeline	\$ 672,700.00	
Progressive Pipeline	\$ 987,506.00	
James Busch Construction	\$ 1,152,800.00	
Western Construction Inc.	\$ 1,845,047.00	
Morris Wall Construction	No Response	Local
Electricom	No Response	
Martin Contracting	No Response	
MBC Underground Utilities, LLC	No Response	
TJ Construction Inc.	No Response	
ITS Maintenance	No Response	
McCall Contracting	No Response	Local
R. Roese Contracting	No Response	
Vanguard Utility Services	No Response	
CD Steger Construction	No Response	
Jack Shepherd Consultant	No Response	

JS Ridenoar Construction	No Response
Marbury Construction Co.	No Response

Bid #4056 – RB –G&W-Fire Hydrant 3&4 ft. Bury

Consolidated Pipe & Supply	\$ 137,350.00*	
Core & Main	\$ 154,300.00	
Utility Pipe & Supply	No Response	
CI Thornburg	No Response	
HD Supply Waterworks	No Response	
Ferguson Waterworks	No Response	Local
Century Fire Protection	No Response	
Chief Fire Protection	No Response	
General Utility Pipe & Supply	No Response	
Henry A Petter Supply	No Response	
Mid-South Emergency Equipment	No Response	
NAFECO	No Response	
Security Fire Protection	No Response	
Servant Fire Protection	No Response	
Southeast Fire	No Response	
TN Fire Equipment & Safety Supplies	No Response	
Walter A Wood Supply Co.	No Response	
American ERT	No Response	
Facility Services Management	No Response	
FSI Fire Safety	No Response	
Southern Pipe & Supply	No Response	
WW William	No Response	
Core & Main	No Response	

Bid #4057 –G&W- 23% Misc. Poly Gas Fittings

General Utilities Pipe & Supply	\$ 38,210.10*
Kerotest Manufacturing Corp.	\$ 5,948.00**
Consolidated Pipe & Supply	\$ 25,961.25**
G&C Supply	\$ 39,025.00**
CGS/ Chris George	\$ 44,093.50**
McJunkin Red Man	No Response
Arkema	No Response
Walter A Wood Supply Co.	No Response

** Did not bid all items.

Bid #4058 – G&W-Level Rat Submersible Transducers

Keller America Inc.	\$ 74,831.25*
GP: 50	\$ 107,352.00**
Van Brocklin & Associates	No Response
Smith & Loveless Inc.	No Response
Newrow & Associates	No Response

Southern Pipe & Supply	No Response	
Southern Sales	No Response	
CI Thornburg	No Response	
Consolidated Pipe & Supply	No Response	
Ferguson Enterprises	No Response	Local
Guthrie Sales	No Response	
Piping Supply Co / AMS Utility	No Response	
Xylem Inc.	No Response	
Bar Environmental	No Response	
Johnstone Supply	No Response	
Kracher Associates	No Response	
Misco Industrial	No Response	
Southeastern Automation	No Response	
Walter A Wood Supply Co.	No Response	

** Did not bid all items.

Bid #4059 – G&W-Cast Iron Valve Box Ext. Rings

G&C Supply	\$ 27,957.00*	
CI Thornburg Co.	\$ 29,643.00	
Southern Pipe & Supply	\$ 29,749.50	
Ferguson Waterworks	\$ 30,425.50	
General Utilities Pipe & Supply	\$ 41,555.00	
Consolidated Pipe & Supply	No Response	
Kenny Pipe & Supply	No Response	Local
Core & Main	No Response	
Fortiline Waterworks	No Response	
Meter Works of TN	No Response	
Piping Supply Co. / AMS Utility	No Response	
Volunteer Utility Sales, Inc.	No Response	
Wholesale Supply Group	No Response	
Bar Environmental	No Response	
M&M Mfg. Inc.	No Response	
Misco Industrial	No Response	
Bell Corporation	No Response	
Southern Cross	No Response	
MaComb Pipe & Supply	No Response	Local
Walter A Wood Supply Co.	No Response	

Bid #4060 – G&W-Brass Curb Stops & Assorted Brass Fittings & Preventers

Core & Main	\$ 254,580.80*	
IR-G	\$ 5,031.10**	
Ferguson Waterworks	\$ 20,078.05**	Local
Kenny Pipe & Supply	\$ 22,448.45**	Local
Fortiline Waterworks	\$ 69,105.60**	
CI Thornburg	No Response	
G&C Supply	No Response	

MaComb Pipe & Supply	No Response	Local
Southern Pipe & Supply	No Response	
Hayes Pipe & Supply	No Response	
General Utility Pipe & Supply	No Response	
Park Supply Company	No Response	
Steinhouse Supply Company	No Response	
Walter A Wood Supply Co.	No Response	
Volunteer Utility Sales	No Response	
Wholesale Supply Group	No Response	

** Did not bid all items.

Bid #4062 – G&W-Diaphragm Meters

Equipment Controls Co.	\$ 91,335.20*
Bentley Co.	No Bid
Tri-State Meter & Regulator	No Response
Combustion & Controls	No Response
DM Services	No Response
Johnstone Supply	No Response
Sensus USA	No Response
Walter A Wood Supply Co.	No Response

Bid #4063 –G&W- Copper Water Meter Yokes w/Check Valve

Fortiline Waterworks	\$ 392,443.50*	
Southern Pipe & Supply	\$ 393,396.50	
Hayes Pipe & Supply	\$ 396,104.50	
Ferguson Waterworks	\$ 401,725.02	
Kenny Pipe & Supply	\$ 425,889.25	Local
Consolidated Pipe & Supply	\$ 634,144.00	
G&C Supply	No Bid	
CI Thornburg	No Response	
General Utilities Pipe & Supply	No Response	
MaComb Pipe & Supply	No Response	Local
Volunteer Utility Sales	No Response	
ATECH	No Response	
Park Supply Co.	No Response	
Steinhouse Supply Co.	No Response	
Walter A Wood Supply Co.	No Response	
William Wholesale	No Response	

Proposal #4066-P - PM- Frosty Morn- Partial Demolition & Abatement

Morgan, Inc.	\$ 1,057,000.00*	Local
Environmental Abatement	Proposal Received	
Complete Demolition	Proposal Received	
DT Specialized Services	Proposal Received	
Renascent, Inc.	Proposal Received	

Resource Management	No Response	
Modern Day Demolition	No Response	
Aegis Environmental	No Response	
Environmental Demolition Group	No Response	
Hathway's Demo Construction	No Response	
KAM Environmental Services	No Response	
MDI Construction	No Response	
RL Alvarez	No Response	Local
Thomas Environmental Services	No Response	
Tradebe Environmental Services	No Response	

*This was a proposal where price was not the only factor in award.

Bid #4067 – G&W- Magnesium Hydroxide

Premier Magnesia	\$ 2.96 per gallon*
Garrison Minerals	\$ 2.85 per gallon**
Univar	No Bid
American Development	No Bid
Harcross Chemicals	No Response
Brenntag Mid-South	No Response
Source Technologies	No Response
Kemira Water Solutions	No Response
Industrial Chemicals	No Response
US Peroxide	No Response
Siemens Industry	No Response
Chem Trade	No Response
Allied Universal Corp.	No Response
Shannon Chemical Group	No Response
Taylor Chemical Corp.	No Response
Mosaic Crop Nutrition	No Response
Chemco Industries	No Response
Gulbrandsen Technologies	No Response
Core Chem	No Response
Marubeni Specialty Chemicals	No Response
Aulick Chemicals Solutions	No Response
Solenis	No Response
Vertex Chemical Solutions	No Response
GEO Specialty Chemical	No Response
Oxbow Activated Carbon	No Response
Hawkins Inc.	No Response
USALCO	No Response
Evoqua Water Technologies	No Response
MISCO Industrial	No Response
Specialty Chemical Co.	No Response
Brewer Chemical & Equipment	No Response
Chattachem	No Response
Lebanon Chemical Co.	No Response

** Did not meet specs.

Bid #4069 – Street Dept. - Sign Blanks

Vulcan Aluminum	\$ 45,673.00*
Mandel Metals	\$ 48,604.20
G&C Supply Co.	\$ 48,864.30
Osburn Associates	\$ 49,775.30
Lightle Enterprises of Ohio	\$ 52,648.30
Custom Products Corp.	\$ 67,359.50
Hall Signs	No Response
AMP Sign Blanks	No Response
Nippon Carbide Industries	No Response
Bill Artweign Signs	No Response
Bozman Sign Co.	No Response
Diversified Sign Suppliers	No Response
Martin Signs	No Response
Allen Sign Company	No Response
G&C Supply Co.	No Response
Henry A Petter Supply Co.	No Response
Road Runner Highway Signs	No Response
Vexus International	No Response

Bid #4071 – Street Dept. - Square Post & Anchors

Xcessories Squared	\$ 29,322.00*	
G&C Supply	\$ 36,090.00	
Clarksville Fasteners & Supply	No Response	Local
P-M Tube & Specialties	No Response	
The Stanley Group	No Response	Local
580 Graphics	No Response	
Consort Corporation	No Response	
Henry A Petter Supply Co.	No Response	
Lightle Enterprises of Ohio	No Response	
M&M Mfg. Inc.	No Response	
MDI Construction	No Response	
New Precision Technology	No Response	
Safety Products	No Response	
Bill Ortwein Signs	No Response	
Diversified Sign Suppliers	No Response	
Express Signs Inc.	No Response	
Harrell Sign & Graphics	No Response	
Jarvis Award, Sign, & Flag	No Response	
KGS Steel	No Response	
Manning Materials	No Response	
Ortwein Signs	No Response	
The Sign Center	No Response	

Bid #4073 – Street Dept. - Permanent Sign Sheeting Material

3M Company	See Attached*
Vulcan Signs	See Attached*
Korman Signs	See Attached*
G&C Supply	See Attached
Custom Products Corporation	No Response

Bid #4074 – Street Dept. - Metal & Plastic Pipe

	<u>Metal</u>	<u>Plastic</u>	
Simpson Metal Culvert Co.	\$ 1,968.54*	\$ 158.33	
Fortiline Waterworks	\$ 2,056.21	\$ 156.16*	
Southern Pipe & Supply	\$ 2,398.40	\$ 167.75	
Kenny Pipe & Supply	\$ 2,443.52	\$ 166.59	Local
G&C Supply	\$ 2,466.19	\$ 167.94	
CI Thornburg Co.	No Response		
Consolidated Pipe & Supply	No Response		
Lebanon Distributing Co.	No Response		
Untied Pipe Supply	No Response		
Williamson Pipe Co.	No Response		
Hayes Pipe Supply	No Response		
Indelco Plastic Group	No Response		
MaComb Group	No Response		
Wallace Building Supply	No Response		
Walter A Wood Supply Co.	No Response		

Bid #4075 – Street Dept. - Erosion Control Matting

Kenny Pipe & Supply	\$ 30.50 per roll	Local
Pro-Kote	No Response	
Mid-TN Erosion	No Response	Local
Southern Pipe & Supply	No Response	
England Erosion, Seed & Supply	No Response	
Holleman Hydroseeding & Erosion	No Response	
Stephens Seed & Supply	No Response	
Superior Seed & Supply	No Response	
Erosion Supply	No Response	
Henry A Petter Supply Co.	No Response	
International Plastics	No Response	
The Hogan Company	No Response	
Volunteer Erosion Co.	No Response	

Bid #4076 – Street Dept. - Rock

Winn Materials	See Attached*	Local
Vulcan Materials Co.	See Attached*	Local

Bid #4077 – Street Dept. - Concrete Large & Small Loads

Irving Materials	See Attached*	Local
Nashville Ready Mix of Clarksville	See Attached	Local
Orgain Ready Mix	No Response	Local
Smyrna Ready Mix	No Response	Local
Concrete Services	No Response	Local

Bid #4078 – Street Dept. - Asphalt (CW, BM, CS, 411E)

	<u>CW</u>	<u>BM</u>	<u>CS</u>	<u>411-E</u>	
McAsphalt	\$ 53.00*	\$ 51.00*	\$ 62.00*	\$ 60.00*	Local
Jones Brothers Contractors	\$ 79.85	\$ 69.97	\$ 75.30	\$ 79.85	Local

Bid #4079 – Street Dept. - Thermoplastic Compound

	<u>White Bag</u>	<u>Beads</u>	
Swarco Industries	\$1,200.00 per ton*	\$ 840.00 per ton*	
Ennis Flint	\$ 1,200.00 per ton*	No Bid	
Transafe	\$ 1,600.00 per ton	\$ 1,380.00 per ton	
Sherwin Williams	No Response		Local
Crown Technology	No Response		
Ozark Materials	No Response		
Custom Products Corp.	No Response		
G&C Supply Co.	No Response		
Henry A Petter Supply	No Response		
Lightle Enterprises of Ohio	No Response		
Highway Markings	No Response		
Lakeway Specialty Supply	No Response		

Bid #4080 – CDE. - Optical Transceivers & Twinax Cables

Hummingbird Networks	\$ 6,672.75*	
MHZ	\$ 7,937.97	
Graybar Electric	Illegal Aliens form was not signed	
Power & Telephone Supply	No Response	
Layer 3	No Response	
Precision Optical Transceivers	No Response	
Anixter	No Response	
Hiscall	No Response	
Isinguard Technology Group	No Response	
Netgreene Solutions	No Response	
Randolph & Jones Electronics	No Response	Local
Vet Source Mobility	No Response	
Fiber Source	No Response	
GHA Tech Solutions	No Response	
Howard Technology Inc.	No Response	
Logistx Technology Inc.	No Response	
Rolta Advizex Technologies	No Response	

SHI International	No Response	
Software Toolbox	No Response	

Bid #4081 – Street Dept. - Meriwether-Trenton Rd. Improvements

Sessions Paving	\$ 778,271.50*	
Morgan, Inc.	No Response	Local
Jones Brothers Contractors	No Response	Local
S&W Contracting	No Response	
Jarett Builders	No Response	
Byard Construction	No Response	Local
Cleary Construction	No Response	
McIntosh Construction	No Response	Local
Moore Construction	No Response	Local
Civil Construction	No Response	
ED Bradley Paving	No Response	
Holland Contractors	No Response	
Parchman Construction	No Response	Local
RG Anderson Co.	No Response	
Rogers Group	No Response	
Beech Construction Services	No Response	
Duracap Asphalt Paving Co.	No Response	
Gregory Construction	No Response	
HDR Construction	No Response	
McMillian Construction	No Response	
MDI Construction	No Response	
Peed Brothers	No Response	
PRI of East TN	No Response	
Queen City Asphalt	No Response	Local
R. Lafferty & Son	No Response	Local
Reed Construction	No Response	
S&W Contracting Co.	No Response	
Stubblefield Construction	No Response	

Bid #4084 –G&W - Pipe & Fernco Fittings, Hydraulic Cement, Saddles & Gasketed Tee's

Fortiline Waterworks	\$ 75,120.96*	
Ferguson Enterprises	\$ 53,150.67**	Local
Core & Main	\$ 73,225.95**	
Consolidated Pipe & Supply	\$ 77,990.65	
G&C Supply	No Bid	
Kenny Pipe & Supply	No Response	Local
CI Thornburg	No Response	
Hayes Pipe & Supply	No Response	
General Utilities Pipe & Supply	No Response	
Southern Pipe & Supply	No Response	
M&M Mfg. Inc.	No Response	
Misco Industrial	No Response	
Nashville Rubber & Gaskets Co.	No Response	



Clarksville Gas & Water Department

March 3, 2020

Clarksville Water-Wastewater Pump /Motor Maintenance Services

Attn: Purchasing Department

Copy: Charles Ballentine, Cumberland Machine Company-Pump Department Mngr.

Dear Sir:

Thank you for the opportunity to provide service to the City of Clarksville.

Cumberland Machine Company is offering to work in areas Wastewater Pump /Motor Maintenance for Clarksville Gas & Water Department as outlined in the "Request for Proposals" (#4024-P). Please feel free to review the overview of our work and capabilities, and contact us if we may answer any questions.

We are submitting our standard rates and conditions below.

Our standard rates and conditions are as follows:

- Standard work hours are 6:00am – 2:30pm M-F
- Standard Hourly Rate.....\$79 hr
- Overtime Rate.....\$118.50 hr
- Material.....cost + 15%
- Equipment Rentals.....cost + 10%
- Crane Service (greater than 15ton).....cost + 10%
- Our 15ton boom truck, operated.....\$95 hr
- Subcontracted work will be % vs. size and will not exceed 15%
- Service Truck is included in our hourly rate.
- Fuel is included in our hourly rate.
- There is no storage fee (warehousing or parts waiting)
- There are no "minimum hours" per job (exception is crane or equipment rental with minimums which will be added at cost+10%).
- All Cumberland Machine Company – Pump Department employees have passed a TBI background check.
- Southwest Electric Company has partnered with Cumberland Machine Company to provide electrical service & motor work. All work is performed to UL approval for repairs of explosion proof motors (UL Follow-up Service Inspection Report attached). This Subcontracted work will be marked up 10%.

Cumberland Machine Company appreciates the opportunity to provide service and support to Clarksville Gas & Water Department. We look forward to assuring your success and progress in the water industry. Please call if we can assist you, and we look forward to meeting you.

Sincerely,

Jack Woerner Jr.

Associate of Mechanical Engineering

Cumberland Machine Company

1305 Fourth Avenue North

Nashville, TN 37208

615-454-4661 Office

615-533-9208 cell&text

jwoerner@cumberlandmachine.com

JOHN BOUCHARD & SONS CO.

CONSTRUCTION SERVICES DIVISION
MECHANICAL CONTRACTING
BOUCHARD FIRE PROTECTION
ELECTRICAL CONTRACTING

MACHINE SERVICES DIVISION
REPAIR / FABRICATION / SHOP SERVICES



Since 1900

INDUSTRIAL DISTRIBUTION DIVISION
PUMPING SYSTEMS
AIR COMPRESSORS
INDUSTRIAL SALES

FOUNDRY DIVISION
IRON CONSTRUCTION CASTINGS

City of Clarksville 2020 Bid# 4024-P Water-Wastewater Pump / Motor Maintenance Services

Budget & Estimated Pricing

Percentage of markup on materials: 10%

Labor Cost per hr. in House Repair
Normal Business Hours (M-F 6:00am – 5:00pm) \$78.00

Labor Cost Per hr. Field Service Tech
Normal Business Hours (M-F 6:00am – 5:00pm) \$105.00

Labor Cost per hr. per employee
After Hours (M-F 5:01pm-5: 59am) \$130.00

Balance & Calibration of motors and pumps \$75.00
Per hr. * Note JBS uses an IRD Balancing Machine
With updated software that exceeds the Schenke
Treble's Capability.



Labor Rate Summary

In-House Services Services including but not limited to: electromechanical equipment repair, testing, and machining services performed in our shop.

Regular Time	\$ 65.00 / hr
Rush	\$ 97.50 / hr
Holiday	\$ 162.50 / hr

Note: Above price does not include materials related to in-house services. Materials associated with said projects are figured on a cost plus % basis.

Engineering Services Services including but not limited to both in-house and on-site engineering consultation, trouble shooting, and design.

Regular Time	\$ 145.00 / hr	Travel Time (Regular)	\$ 88.00 / hr
Rush	\$ 217.50 / hr	Travel Time (OT / Rush)	\$132.00 / hr
Holiday	\$ 362.50 / hr	Travel Time (Holiday)	\$220.00 / hr

Field Services Hibbs ElectroMechanical, Inc. divides Field Services into two (2) categories.

Category I includes but is not limited to: laser alignment, vibration analysis, thermal imaging, specialized electrical testing, or specialized mechanical analysis.

Category II includes but is not limited to: normal field electrical testing or repair, normal field mechanical inspection or repair, field rewinding, and installation and removal of equipment.

Travel time is the same for both categories.

Category I		Category II	
Scheduled Services	\$ 98.00 / hr	Scheduled Services	\$ 76.00 / hr
Rush	\$ 147.00 / hr	Rush	\$ 114.00 / hr
Holiday	\$ 245.00 / hr	Holiday	\$ 190.00 / hr
Travel Time (Regular)		\$ 65.00 / hr	
Travel Time (OT / Rush)		\$ 97.50 / hr	
Travel Time (Holiday)		\$162.50 / hr	

Wait Time All wait time will be charged the overtime or holiday rate for the applicable category.

Note: All field services have a three (3) hour minimum charge.

Explanation of Terminology Associated with Labor Rates

Regular Time has a standard turnaround time of 10 – 14 working days for normal repair or services. Exclusion of normal repair or services can include but is not limited to excessively damaged equipment, scheduling conflicts due to equipment availability, or weather related circumstances.

Scheduled Services require five (5) working days notice for *normal* repair or services unless otherwise contractually negotiated. Exclusion of normal repair or services can include but is not limited to excessively damaged equipment, scheduling conflicts due to equipment availability, or weather related circumstances.

Rush includes but is not limited to work on which a customer has requested a turnaround time that is less than the standard allowed by the regular time and scheduled services definitions of Hibbs ElectroMechanical, Inc. or due to a customer request that must be put in front of other regularly scheduled work.

Holiday applies to any services performed on a Holiday at the customer's request.

Travel Time encompasses all labor related expenses to and from any job site associated with field services. This includes but is not limited to: Hibbs' vehicle, mileage, mobilization of normal necessary tools, testing equipment and driver / technician associated with service(s). Travel time does **not** include airfare, lodging, meals, equipment rental, miscellaneous materials, subcontracted services, or other travel related expenses which will be detailed and billed in addition to labor rates when applicable.

Wait Time is defined as any time that our work is interrupted, delayed, or stopped due to any circumstances or procedures that are the customer's responsibility and have not been included in the work scope or quotation.

Note: Customer is responsible for the identification of work subject to Prevailing Wage guidelines; Hibbs will provide Prevailing Wage Labor Rates upon notice.

PERFORMANCE DRIVEN POWERFUL RESULTS

Bid # 4073

TO: CITY OF CLARKSVILLE
CLARKSVILLE, TENNESSEE

I/WE 3M Company
Name of Bidder

3M Center, Building 225-4N-14, St. Paul, MN 55144-1000
Address of Bidder

the undersigned, as bidder, has carefully examined plans, specifications and contract documents covering the **Proposal for Permanent Sign Sheeting Material** for Clarksville, Tennessee, has made a personal examination of the proposed work and made such investigations as are necessary to inform himself in all details affecting the performance of the work bid upon. The bidder proposes and agrees, if his bid is accepted, that he shall contract with the City of Clarksville, Tennessee to provide the materials in accordance with the contract documents. It is understood that the prices submitted herewith are for the complete item bid. **Price MUST include delivery to the City of Clarksville, Street Department. Only 3M brand will be accepted.**

The quantities are presented as a basis of award. The quantities shown in the following table represent a "typical" quantity for each particular product. The actual quantities may be added to, subtracted from, or deleted at the discretion of the Owner without a change in the Unit Price. The City will order items when needed. If Vendor chooses to not bid any group of items, please specify by noting "No Bid" in the unit price place.

	Item	Unit	Quantity	Unit Price	Total
1	Transparent acrylic colored film (Meets or exceed specifications of 3M Scotchlite ElectroCut Film Series 1177) Green	Roll (9" x 50yds)	15	\$105.75	\$1,586.25
2	Transparent acrylic colored film (Meets or exceed specifications of 3M Scotchlite ElectroCut Film Series 1177) Green	Roll (15" x 50yds)	15	\$176.25	\$2,643.75
3	Transparent acrylic colored film (Meets or exceed specifications of 3M	Roll (36" x 50yds)	5	\$423.00	\$2,115.00

	Scotchlite ElectroCut Film Series 1177) Green				
4	Transparent acrylic colored film (Meets or exceed specifications of 3M Scotchlite ElectroCut Film Series 1177) Red	Roll (30" x 50yds)	5	\$352.50	\$1,762.50
5	Transparent acrylic colored film (Meets or exceed specifications of 3M Scotchlite ElectroCut Film Series 1177) Blue	Roll (18" x 50yds)	5	\$211.50	\$1,057.50
6	Non-reflective film with pressure sensitive adhesive (Meets or exceed specifications of 3M Scotchlite ElectroCut Film Series 7725-12) Black	Roll (30" x 50yds)	15	\$360.00	\$5,400.00
7	Non-reflective film with pressure sensitive adhesive (Meets or exceed specifications of 3M Scotchlite ElectroCut Film Series 7725-12) Black	Roll (36" x 50yds)	15	\$432.00	\$6,480.00
8	Microprismatic lens reflective sheeting with pressure sensitive adhesive (Meets or exceed specifications of 3M Diamond Grade DG ³ Reflective Sheeting Series 4000) White	Roll (9" x 50yds)	5	\$331.88	\$1,659.40
9	Microprismatic lens reflective sheeting with pressure sensitive adhesive (Meets or exceed	Roll (12" x 50yds)	5	\$442.50	\$2,212.50

	specifications of 3M Diamond Grade DG ³ Reflective Sheeting Series 4000) White				
10	Microprismatic lens reflective sheeting with pressure sensitive adhesive (Meets or exceed specifications of 3M Diamond Grade DG ³ Reflective Sheeting Series 4000) White	Roll (36" x 50yds)	5	\$1,327.50	\$6,637.50
11	Microprismatic lens reflective sheeting with pressure sensitive adhesive (Meets or exceed specifications of 3M Diamond Grade DG ³ Fluorescent Reflective Sheeting Series 4000F) Yellow-Green	Roll (36" x 50yds)	2	\$1,381.50	\$2,763.00
12	Microprismatic lens reflective sheeting with pressure sensitive adhesive (Meets or exceed specifications of 3M Diamond Grade DG ³ Fluorescent Reflective Sheeting Series 4000F) Yellow	Roll (36" x 50yds)	5	\$1,381.50	\$6,907.50
13	Microprismatic lens reflective sheeting with pressure sensitive adhesive (Meets or exceed specifications of 3M Diamond Grade DG ³ Fluorescent Reflective Sheeting Series 4000F) Orange	Roll (36" x 50yds)	5	\$1,381.50	\$6,907.50

14	Enclosed lens reflective sheeting with pressure sensitive adhesive (Meets or exceed specifications of 3M Scotchlite Engineer Grade Reflective Sheeting Series 3290) White 3M 3430	Roll (18" x 50yds)	10	\$168.75	\$1,687.50
15	Red Regulatory Sign Faces (Meets or exceed specifications of 3M Diamond Grade DG ³ Reflective Sheeting Series 4000) "STOP"	Each (30" x 30")	300	No Bid	No Bid
16	Red Regulatory Sign Faces (Meets or exceed specifications of 3M Diamond Grade DG ³ Reflective Sheeting Series 4000) "STOP"	Each (36" x 36")	100	No Bid	No Bid
17	Red Regulatory Sign Faces (Meets or exceed specifications of 3M Diamond Grade DG ³ Reflective Sheeting Series 4000) "YIELD"	Each (30" x 30" x 30")	50	No Bid	No Bid
18	Red Regulatory Sign Faces (Meets or exceed specifications of 3M Diamond Grade DG ³ Reflective Sheeting Series 4000) "YIELD"	Each (36" x 36" x 36")	25	No Bid	No Bid
19	Red Regulatory Sign Faces (Meets or exceed specifications of 3M Diamond Grade DG ³ Reflective Sheeting	Each (30" x 30")	15	No Bid	No Bid

	Series 4000) "DO NOT ENTER"				
20	Red Regulatory Sign Faces (Meets or exceed specifications of 3M Diamond Grade DG ³ Reflective Sheeting Series 4000) "DO NOT ENTER"	Each (36" x 36")	15	No Bid	No Bid
21	Red Regulatory Sign Faces (Meets or exceed specifications of 3M Diamond Grade DG ³ Reflective Sheeting Series 4000) "WRONG WAY"	Each (30" x 18")	15	No Bid	No Bid
22	Red Regulatory Sign Faces (Meets or exceed specifications of 3M Diamond Grade DG ³ Reflective Sheeting Series 4000) "WRONG WAY"	Each (36" x 24")	15	No Bid	No Bid
23	Barricade Sheeting (Meets or exceed specifications of 3M Scotchlite Diamond Grade Barricade Sheeting Series DG6) Orange & White Stripes	Roll (8" x 50yds) Left or Right Orientation	5	\$327.00	\$1,635.00
24	Prespacing Tape (Meets or exceed specifications of 3M Application Tapes and Liners SCPS-2)	Roll (12" x 100yds)	15	\$51.00	\$765.00
25	Prespacing Tape (Meets or exceed specifications of 3M Application Tapes and Liners SCPS-2)	Roll (18" x 100yds)	15	\$76.50	\$1,147.50
26	Transfer Tape (Clear)(Meets or	Roll	25	\$126.00	\$3,150.00

	exceed specifications of 3M Application Tapes and Liners TPM-5)	(18" x 100yds)			
Sub-Total				\$56,517.40	

TIME OF COMMENCEMENT AND COMPLETION: The bidder further proposes and agrees to have material available or make available within 30 days from placing an order. **This bid shall be valid from July 1, 2020 until June 30, 2021.**

EXECUTION OF BID DOCUMENTS: The undersigned, as bidder, hereby declares that this Bid is made without connection with any other person, company, or parties making a bid or proposal; and that it is in all respect fair and in good faith without collusion or fraud.

Receipt of the following listed addenda are acknowledged. (Please list Addendum No. and Initial)

--

Signed Steve Frampton Steve Frampton

Title Compliance Manager

Email Address tbidgroup@mmm.com

TO: **CITY OF CLARKSVILLE
CLARKSVILLE, TENNESSEE**

I/WE Vulcan Inc., DBA Vulcan Signs

Name of Bidder

PO Box 1850 Foley, AL 36536-1850

Address of Bidder

the undersigned, as bidder, has carefully examined plans, specifications and contract documents covering the **Proposal for Permanent Sign Sheeting Material** for Clarksville, Tennessee, has made a personal examination of the proposed work and made such investigations as are necessary to inform himself in all details affecting the performance of the work bid upon. The bidder proposes and agrees, if his bid is accepted, that he shall contract with the City of Clarksville, Tennessee to provide the materials in accordance with the contract documents. It is understood that the prices submitted herewith are for the complete item bid. **Price MUST include delivery to the City of Clarksville, Street Department. Only 3M brand will be accepted.**

The quantities are presented as a basis of award. The quantities shown in the following table represent a "typical" quantity for each particular product. The actual quantities may be added to, subtracted from, or deleted at the discretion of the Owner without a change in the Unit Price. The City will order items when needed. If Vendor chooses to not bid any group of items, please specify by noting "No Bid" in the unit price place.

	Item	Unit	Quantity	Unit Price	Total
1	Transparent acrylic colored film (Meets or exceed specifications of 3M Scotchlite ElectroCut Film Series 1177) Green	Roll (9" x 50yds)	15	103.50	1,552.50
2	Transparent acrylic colored film (Meets or exceed specifications of 3M Scotchlite ElectroCut Film Series 1177) Green	Roll (15" x 50yds)	15	172.50	2,587.50
3	Transparent acrylic colored film (Meets or exceed specifications of 3M	Roll (36" x 50yds)	5	414.00	2,070.00

	Scotchlite ElectroCut Film Series 1177) Green				
4	Transparent acrylic colored film (Meets or exceed specifications of 3M Scotchlite ElectroCut Film Series 1177) Red	Roll (30" x 50yds)	5	345.00	1,725.00
5	Transparent acrylic colored film (Meets or exceed specifications of 3M Scotchlite ElectroCut Film Series 1177) Blue	Roll (18" x 50yds)	5	207.00	1,035.00
6	Non-reflective film with pressure sensitive adhesive (Meets or exceed specifications of 3M Scotchlite ElectroCut Film Series 7725-12) Black	Roll (30" x 50yds)	15	431.25	6,468.75
7	Non-reflective film with pressure sensitive adhesive (Meets or exceed specifications of 3M Scotchlite ElectroCut Film Series 7725-12) Black	Roll (36" x 50yds)	15	517.50	7,762.50
8	Microprismatic lens reflective sheeting with pressure sensitive adhesive (Meets or exceed specifications of 3M Diamond Grade DG ³ Reflective Sheeting Series 4000) White	Roll (9" x 50yds)	5	322.88	1,614.40
9	Microprismatic lens reflective sheeting with pressure sensitive adhesive (Meets or exceed	Roll (12" x 50yds)	5	430.50	2,152.50

	specifications of 3M Diamond Grade DG ³ Reflective Sheeting Series 4000) White				
10	Microprismatic lens reflective sheeting with pressure sensitive adhesive (Meets or exceed specifications of 3M Diamond Grade DG ³ Reflective Sheeting Series 4000) White	Roll (36" x 50yds)	5	1,291.50	6,457.50
11	Microprismatic lens reflective sheeting with pressure sensitive adhesive (Meets or exceed specifications of 3M Diamond Grade DG ³ Fluorescent Reflective Sheeting Series 4000F) Yellow-Green	Roll (36" x 50yds)	2	1,341.00	2,682.00
12	Microprismatic lens reflective sheeting with pressure sensitive adhesive (Meets or exceed specifications of 3M Diamond Grade DG ³ Fluorescent Reflective Sheeting Series 4000F) Yellow	Roll (36" x 50yds)	5	1,341.00	6,705.00
13	Microprismatic lens reflective sheeting with pressure sensitive adhesive (Meets or exceed specifications of 3M Diamond Grade DG ³ Fluorescent Reflective Sheeting Series 4000F) Orange	Roll (36" x 50yds)	5	1,341.00	6,705.00

14	Enclosed lens reflective sheeting with pressure sensitive adhesive (Meets or exceed specifications of 3M Scotchlite Engineer Grade Reflective Sheeting Series 3290) White	Roll (18" x 50yds)	10	234.00	2,340.00
15	Red Regulatory Sign Faces (Meets or exceed specifications of 3M Diamond Grade DG ³ Reflective Sheeting Series 4000) "STOP"	Each (30" x 30")	300	16.31	4,893.00
16	Red Regulatory Sign Faces (Meets or exceed specifications of 3M Diamond Grade DG ³ Reflective Sheeting Series 4000) "STOP"	Each (36" x 36")	100	23.49	2,349.00
17	Red Regulatory Sign Faces (Meets or exceed specifications of 3M Diamond Grade DG ³ Reflective Sheeting Series 4000) "YIELD"	Each (30" x 30" x 30")	50	8.30	415.00
18	Red Regulatory Sign Faces (Meets or exceed specifications of 3M Diamond Grade DG ³ Reflective Sheeting Series 4000) "YIELD"	Each (36" x 36" x 36")	25	11.48	287.00
19	Red Regulatory Sign Faces (Meets or exceed specifications of 3M Diamond Grade DG ³ Reflective Sheeting	Each (30" x 30")	15	16.31	244.65

	Series 4000) "DO NOT ENTER"				
20	Red Regulatory Sign Faces (Meets or exceed specifications of 3M Diamond Grade DG ³ Reflective Sheeting Series 4000) "DO NOT ENTER"	Each (36" x 36")	15	23.49	352.35
21	Red Regulatory Sign Faces (Meets or exceed specifications of 3M Diamond Grade DG ³ Reflective Sheeting Series 4000) "WRONG WAY"	Each (30" x 18")	15	9.79	146.85
22	Red Regulatory Sign Faces (Meets or exceed specifications of 3M Diamond Grade DG ³ Reflective Sheeting Series 4000) "WRONG WAY"	Each (36" x 24")	15	15.66	234.90
23	Barricade Sheeting (Meets or exceed specifications of 3M Scotchlite Diamond Grade Barricade Sheeting Series DG6) Orange & White Stripes	Roll (8" x 50yds) Left or Right Orientation	5	137.00	685.00
24	Prespacing Tape (Meets or exceed specifications of 3M Application Tapes and Liners SCPS-2)	Roll (12" x 100yds)	15	87.00	1,305.00
25	Prespacing Tape (Meets or exceed specifications of 3M Application Tapes and Liners SCPS-2)	Roll (18" x 100yds)	15	130.50	1,957.50
26	Transfer Tape (Clear)(Meets or	Roll	25		

	exceed specifications of 3M Application Tapes and Liners TPM-5)	(18" x 100yds)		162.00	637.00
Sub-Total				65,364.90	

TIME OF COMMENCEMENT AND COMPLETION: The bidder further proposes and agrees to have material available or make available within 30 days from placing an order. **This bid shall be valid from July 1, 2020 until June 30, 2021.**

EXECUTION OF BID DOCUMENTS: The undersigned, as bidder, hereby declares that this Bid is made without connection with any other person, company, or parties making a bid or proposal; and that it is in all respect fair and in good faith without collusion or fraud.

Receipt of the following listed addenda are acknowledged. (Please list Addendum No. and Initial)

Signed  David B. Beviacqua

Title General Manager

Email Address vulcan3@vulcaninc.com

Bid # 4073

TO: CITY OF CLARKSVILLE
CLARKSVILLE, TENNESSEE

I/WE Korman Signs
Name of Bidder

3029 Lincoln Avenue, Henrico, VA 23228
Address of Bidder

the undersigned, as bidder, has carefully examined plans, specifications and contract documents covering the **Proposal for Permanent Sign Sheeting Material** for Clarksville, Tennessee, has made a personal examination of the proposed work and made such investigations as are necessary to inform himself in all details affecting the performance of the work bid upon. The bidder proposes and agrees, if his bid is accepted, that he shall contract with the City of Clarksville, Tennessee to provide the materials in accordance with the contract documents. It is understood that the prices submitted herewith are for the complete item bid. **Price MUST include delivery to the City of Clarksville, Street Department. Only 3M brand will be accepted.**


The quantities are presented as a basis of award. The quantities shown in the following table represent a "typical" quantity for each particular product. The actual quantities may be added to, subtracted from, or deleted at the discretion of the Owner without a change in the Unit Price. The City will order items when needed. If Vendor chooses to not bid any group of items, please specify by noting "No Bid" in the unit price place.

	Item	Unit	Quantity	Unit Price	Total
1	Transparent acrylic colored film (Meets or exceed specifications of 3M Scotchlite ElectroCut Film Series 1177) Green	Roll (9" x 50yds)	15	96.77	1451.61
2	Transparent acrylic colored film (Meets or exceed specifications of 3M Scotchlite ElectroCut Film Series 1177) Green	Roll (15" x 50yds)	15	161.29	2419.35
3	Transparent acrylic colored film (Meets or exceed specifications of 3M	Roll (36" x 50yds)	5	387.10	1935.48

	Scotchlite ElectroCut Film Series 1177) Green				
4	Transparent acrylic colored film (Meets or exceed specifications of 3M Scotchlite ElectroCut Film Series 1177) Red	Roll (30" x 50yds)	5	322.58	1612.90
5	Transparent acrylic colored film (Meets or exceed specifications of 3M Scotchlite ElectroCut Film Series 1177) Blue	Roll (18" x 50yds)	5	193.55	967.74
6	Non-reflective film with pressure sensitive adhesive (Meets or exceed specifications of 3M Scotchlite ElectroCut Film Series 7725-12) Black	Roll (30" x 50yds)	15	387.10	5806.45
7	Non-reflective film with pressure sensitive adhesive (Meets or exceed specifications of 3M Scotchlite ElectroCut Film Series 7725-12) Black	Roll (36" x 50yds)	15	464.52	6967.74
8	Microprismatic lens reflective sheeting with pressure sensitive adhesive (Meets or exceed specifications of 3M Diamond Grade DG ³ Reflective Sheeting Series 4000) White	Roll (9" x 50yds)	5	235.89	1179.44
9	Microprismatic lens reflective sheeting with pressure sensitive adhesive (Meets or exceed specifications of 3M Diamond Grade DG ³ Reflective Sheeting Series 4000) White	Roll (12" x 50yds)	5	314.52	1572.58

	specifications of 3M Diamond Grade DG ³ Reflective Sheeting Series 4000) White				
10	Microprismatic lens reflective sheeting with pressure sensitive adhesive (Meets or exceed specifications of 3M Diamond Grade DG ³ Reflective Sheeting Series 4000) White	Roll (36" x 50yds)	5	943.55	4717.74
11	Microprismatic lens reflective sheeting with pressure sensitive adhesive (Meets or exceed specifications of 3M Diamond Grade DG ³ Fluorescent Reflective Sheeting Series 4000F) Yellow-Green	Roll (36" x 50yds)	2	943.55	1887.10
12	Microprismatic lens reflective sheeting with pressure sensitive adhesive (Meets or exceed specifications of 3M Diamond Grade DG ³ Fluorescent Reflective Sheeting Series 4000F) Yellow	Roll (36" x 50yds)	5	943.55	4717.74
13	Microprismatic lens reflective sheeting with pressure sensitive adhesive (Meets or exceed specifications of 3M Diamond Grade DG ³ Fluorescent Reflective Sheeting Series 4000F) Orange	Roll (36" x 50yds)	5	943.55	4717.74

14	Enclosed lens reflective sheeting with pressure sensitive adhesive (Meets or exceed specifications of 3M Scotchlite Engineer Grade Reflective Sheeting Series 3290) White	Roll (18" x 50yds)	10	205.65	2056.45
15	Red Regulatory Sign Faces (Meets or exceed specifications of 3M Diamond Grade DG ³ Reflective Sheeting Series 4000) "STOP"	Each (30" x 30")	300	17.19	5156.25
16	Red Regulatory Sign Faces (Meets or exceed specifications of 3M Diamond Grade DG ³ Reflective Sheeting Series 4000) "STOP"	Each (36" x 36")	100	24.75	2475.00
17	Red Regulatory Sign Faces (Meets or exceed specifications of 3M Diamond Grade DG ³ Reflective Sheeting Series 4000) "YIELD"	Each (30" x 30" x 30")	50	7.43	371.25
18	Red Regulatory Sign Faces (Meets or exceed specifications of 3M Diamond Grade DG ³ Reflective Sheeting Series 4000) "YIELD"	Each (36" x 36" x 36")	25	10.73	268.13
19	Red Regulatory Sign Faces (Meets or exceed specifications of 3M Diamond Grade DG ³ Reflective Sheeting	Each (30" x 30")	15	17.19	257.81

	Series 4000) "DO NOT ENTER"				
20	Red Regulatory Sign Faces (Meets or exceed specifications of 3M Diamond Grade DG ³ Reflective Sheeting Series 4000) "DO NOT ENTER"	Each (36" x 36")	15	24.75	371.25
21	Red Regulatory Sign Faces (Meets or exceed specifications of 3M Diamond Grade DG ³ Reflective Sheeting Series 4000) "WRONG WAY"	Each (30" x 18")	15	10.31	154.69
22	Red Regulatory Sign Faces (Meets or exceed specifications of 3M Diamond Grade DG ³ Reflective Sheeting Series 4000) "WRONG WAY"	Each (36" x 24")	15	16.50	247.50
23	Barricade Sheeting (Meets or exceed specifications of 3M Scotchlite Diamond Grade Barricade Sheeting Series DG6) Orange & White Stripes	Roll (8" x 50yds) Left or Right Orientation	5	321.51	1607.53
24	Prespacing Tape (Meets or exceed specifications of 3M Application Tapes and Liners SCPS-2)	Roll (12" x 100yds)	15	54.84	822.58
 24	Prespacing Tape (Meets or exceed specifications of 3M Application Tapes and Liners SCPS-2)	Roll (18" x 100yds)	15	82.26	1233.87
26	Transfer Tape (Clear)(Meets or	Roll	25	120.97	3024.19

	exceed specifications of 3M Application Tapes and Liners TPM-5)	(18" x 100yds)			
Sub-Total					58,000.13

TIME OF COMMENCEMENT AND COMPLETION: The bidder further proposes and agrees to have material available or make available within 30 days from placing an order. This bid shall be valid from July 1, 2020 until June 30, 2021.

EXECUTION OF BID DOCUMENTS: The undersigned, as bidder, hereby declares that this Bid is made without connection with any other person, company, or parties making a bid or proposal; and that it is in all respect fair and in good faith without collusion or fraud.

Receipt of the following listed addenda are acknowledged. (Please list Addendum No. and Initial)

--

Signed Sarah Korman Zartuall

Title President

Email Address sarah@kormansigns.com

Bid # 4073

G & C Supply Co., Inc.

P.O. Drawer 459 Atwood, Tn. 38220

CALL TOLL FREE

Water, Sewer & Gas Div. 1-800-238-3636

Signs & Safety Div. 1-800-223-8594

TO: **CITY OF CLARKSVILLE**
CLARKSVILLE, TENNESSEE

I/WE G & C Supply Co., Inc
Name of Bidder

PO Drawer 459 Atwood TN 38220
Address of Bidder

the undersigned, as bidder, has carefully examined plans, specifications and contract documents covering the **Proposal for Permanent Sign Sheeting Material** for Clarksville, Tennessee, has made a personal examination of the proposed work and made such investigations as are necessary to inform himself in all details affecting the performance of the work bid upon. The bidder proposes and agrees, if his bid is accepted, that he shall contract with the City of Clarksville, Tennessee to provide the materials in accordance with the contract documents. It is understood that the prices submitted herewith are for the complete item bid. **Price MUST include delivery to the City of Clarksville, Street Department. Only 3M brand will be accepted.**

The quantities are presented as a basis of award. The quantities shown in the following table represent a "typical" quantity for each particular product. The actual quantities may be added to, subtracted from, or deleted at the discretion of the Owner without a change in the Unit Price. The City will order items when needed. If Vendor chooses to not bid any group of items, please specify by noting "No Bid" in the unit price place.

	Item	Unit	Quantity	Unit Price	Total
1	Transparent acrylic colored film (Meets or exceed specifications of 3M Scotchlite ElectroCut Film Series 1177) Green	Roll (9" x 50yds)	15	104.24	1,563.60
2	Transparent acrylic colored film (Meets or exceed specifications of 3M Scotchlite ElectroCut Film Series 1177) Green	Roll (15" x 50yds)	15	173.73	2,605.95
3	Transparent acrylic colored film (Meets or exceed specifications of 3M	Roll (36" x 50yds)	5	416.93	2,084.65

	Scotchlite ElectroCut Film Series 1177) Green				
4	Transparent acrylic colored film (Meets or exceed specifications of 3M Scotchlite ElectroCut Film Series 1177) Red	Roll (30" x 50yds)	5	347.44	1,737.20
5	Transparent acrylic colored film (Meets or exceed specifications of 3M Scotchlite ElectroCut Film Series 1177) Blue	Roll (18" x 50yds)	5	208.47	1,042.35
6	Non-reflective film with pressure sensitive adhesive (Meets or exceed specifications of 3M Scotchlite ElectroCut Film Series 7725-12) Black	Roll (30" x 50yds)	15	388.88	5,833.20
7	Non-reflective film with pressure sensitive adhesive (Meets or exceed specifications of 3M Scotchlite ElectroCut Film Series 7725-12) Black	Roll (36" x 50yds)	15	466.64	6,999.60
8	Microprismatic lens reflective sheeting with pressure sensitive adhesive (Meets or exceed specifications of 3M Diamond Grade DG ³ Reflective Sheeting Series 4000) White	Roll (9" x 50yds)	5	324.85	1,624.25
9	Microprismatic lens reflective sheeting with pressure sensitive adhesive (Meets or exceed	Roll (12" x 50yds)	5	433.13	2,165.65

	specifications of 3M Diamond Grade DG ³ Reflective Sheeting Series 4000) White				
10	Microprismatic lens reflective sheeting with pressure sensitive adhesive (Meets or exceed specifications of 3M Diamond Grade DG ³ Reflective Sheeting Series 4000) White	Roll (36" x 50yds)	5	1,299.38	6,496.90
11	Microprismatic lens reflective sheeting with pressure sensitive adhesive (Meets or exceed specifications of 3M Diamond Grade DG ³ Fluorescent Reflective Sheeting Series 4000F) Yellow-Green	Roll (36" x 50yds)	2	1,511.01	3,000.02
12	Microprismatic lens reflective sheeting with pressure sensitive adhesive (Meets or exceed specifications of 3M Diamond Grade DG ³ Fluorescent Reflective Sheeting Series 4000F) Yellow	Roll (36" x 50yds)	5	1,511.01	7,555.05
13	Microprismatic lens reflective sheeting with pressure sensitive adhesive (Meets or exceed specifications of 3M Diamond Grade DG ³ Fluorescent Reflective Sheeting Series 4000F) Orange	Roll (36" x 50yds)	5	1,511.01	7,555.05

14	Enclosed lens reflective sheeting with pressure sensitive adhesive (Meets or exceed specifications of 3M Scotchlite Engineer Grade Reflective Sheeting Series 3290) White	Roll (18" x 50yds)	10	193.73	1,937.30
15	Red Regulatory Sign Faces (Meets or exceed specifications of 3M Diamond Grade DG ³ Reflective Sheeting Series 4000) "STOP"	Each (30" x 30")	300	19.11	5,733.00
16	Red Regulatory Sign Faces (Meets or exceed specifications of 3M Diamond Grade DG ³ Reflective Sheeting Series 4000) "STOP"	Each (36" x 36")	100	27.27	2,727.00
17	Red Regulatory Sign Faces (Meets or exceed specifications of 3M Diamond Grade DG ³ Reflective Sheeting Series 4000) "YIELD"	Each (30" x 30" x 30")	50	19.11	955.50
18	Red Regulatory Sign Faces (Meets or exceed specifications of 3M Diamond Grade DG ³ Reflective Sheeting Series 4000) "YIELD"	Each (36" x 36" x 36")	25	27.27	681.75
19	Red Regulatory Sign Faces (Meets or exceed specifications of 3M Diamond Grade DG ³ Reflective Sheeting	Each (30" x 30")	15	19.11	286.65

	Series 4000) "DO NOT ENTER"				
20	Red Regulatory Sign Faces (Meets or exceed specifications of 3M Diamond Grade DG ³ Reflective Sheeting Series 4000) "DO NOT ENTER"	Each (36" x 36")	15	27.27	409.05
21	Red Regulatory Sign Faces (Meets or exceed specifications of 3M Diamond Grade DG ³ Reflective Sheeting Series 4000) "WRONG WAY"	Each (30" x 18")	15	11.67	175.05
22	Red Regulatory Sign Faces (Meets or exceed specifications of 3M Diamond Grade DG ³ Reflective Sheeting Series 4000) "WRONG WAY"	Each (36" x 24")	15	18.36	275.40
23	Barricade Sheeting (Meets or exceed specifications of 3M Scotchlite Diamond Grade Barricade Sheeting Series DG6) Orange & White Stripes	Roll (8" x 50yds) Left or Right Orientation	5	343.35	1,716.75
24	Prespacing Tape (Meets or exceed specifications of 3M Application Tapes and Liners SCPS-2)	Roll (12" x 100yds)	15	88.00	1,320.00
25	Prespacing Tape (Meets or exceed specifications of 3M Application Tapes and Liners SCPS-2)	Roll (18" x 100yds)	15	130.00	1,950.00
26	Transfer Tape (Clear)(Meets or	Roll	25		

exceed specifications of 3M Application Tapes and Liners TPM-5)	(18" x 100yds)	25 each	123.75	3093.75
Sub-Total			71,524.67	

TIME OF COMMENCEMENT AND COMPLETION: The bidder further proposes and agrees to have material available or make available within 30 days from placing an order. **This bid shall be valid from July 1, 2020 until June 30, 2021.**

EXECUTION OF BID DOCUMENTS: The undersigned, as bidder, hereby declares that this Bid is made without connection with any other person, company, or parties making a bid or proposal; and that it is in all respect fair and in good faith without collusion or fraud.

Receipt of the following listed addenda are acknowledged. (Please list Addendum No. and Initial)

--

Signed Cala Antwine
Title Sales Rep
Email Address Cantwine@gc Supply Co. Wm

G & C Supply Co., Inc.
P.O. Drawer 459 Atwood, Tn. 38220
CALL TOLL FREE
Water, Sewer & Gas Div. 1-800-238-3836
Signs & Safety Div. 1-800-223-8594

Bid # 4076

ROCK

Quote each type of rock on a per ton basis. Prices shall be good until June 30,

ITEM	UNIT	UNIT PRICE
Grade D Base	Ton	\$ 9.75
Grade D Base Pug	Ton	\$ 9.75
Machined Rip Rap	Ton	\$ 14.75
Rip Rap	Ton	\$ 14.75
Shot Rock	Ton	\$ 11.25
#2 Stone	Ton	\$ 15.75
#4 Stone	Ton	\$ 15.75
#7 Stone	Ton	\$ 15.75
#7 Stone Washed	Ton	\$ 16.50
#8 Washed	Ton	\$ 18.00
#57 Stone	Ton	\$ 15.75
#57 Stone Washed	Ton	\$ 15.75
#67 Stone	Ton	\$ 15.75
1 1/2" to 2" Stone	Ton	\$ 15.75
Stripping Waste	Ton	\$ 10.25
Filter/Surge Stone	Ton	\$ 11.25

The type of rock below will primarily be used by the Gas & Water Department

#10 Aggregate (1/4" Down) \$ 10.00

*The above aggregate shall meet #10 processed aggregate as per TDOT Standard Road and Bridge Construction; see Section 903.22, Table 1 Standard Sizes of Pro

Total Base Bid \$236.50

Must meet State of Tennessee Specifications

Quoted By: Steve Smith / Vulcan

Email Address: smiths@vmcmail.com

Bid # 4076

ROCK

Quote each type of rock on a per ton basis. Prices shall be good until June 30,

ITEM	UNIT	UNIT PRICE
Grade D Base	Ton	\$ 10.50
Grade D Base Pug	Ton	\$ 10.50
Machined Rip Rap	Ton	\$ 17.00
Rip Rap	Ton	\$ 17.00
Shot Rock	Ton	\$ 13.50
#2 Stone	Ton	\$ 17.00
#4 Stone	Ton	\$ 17.00
#7 Stone	Ton	\$ 17.00
#7 Stone Washed	Ton	\$ 17.75
#8 Washed	Ton	\$ 22.00
#57 Stone	Ton	\$ 17.75
#57 Stone Washed	Ton	\$ 17.75
#67 Stone	Ton	\$ 17.75
1 1/2" to 2" Stone	Ton	\$ 17.00
Stripping Waste	Ton	\$ 8.00
Filter/Surge Stone	Ton	\$ 13.50

AB STONE, SEE BEN


The type of rock below will primarily be used by the Gas & Water Departm

#10 Aggregate (1/4" Down) \$ 8.50

*The above aggregate shall meet #10 processed aggregate as per TDOT Standard Road and Bridge Construction; see Section 903.22, Table 1 Standard Sizes of Pro

Tota Base Bid \$ 259.50

Must meet State of Tennessee Specifications

Quoted By: 

Email Address: ben @ winnmaterials.com

Bld # 4077

Prices shall be good until June 30, 2021, and must include any delivery charges

PRODUCT	PER CUBIC YAR	PER CUBIC YAR
	OVER 4 YDS	UNDER 4 YDS
3000 MIX (REGULAR)	\$97.00	\$97.00
3000 MIX W/ 1/2" ROCK	\$101.00	\$101.00
3000 MIX W/ 1/2" ROCK & FIBER	\$108.00	\$108.00
3000 MIX W/ FIBER	\$104.00	\$104.00
3000 MIX W/ CALCIUM & HOT WATER	\$103.50	\$103.50
3000 MIX W/ FIBER, CALCIUM & HOT WATER	\$110.50	\$110.50
3500 MIX (REGULAR)	\$99.50	\$99.50
3500 MIX W/ 1/2" ROCK	\$103.50	\$103.50
3500 MIX W/ 1/2" ROCK & FIBER	\$110.50	\$110.50
3500 MIX W/ FIBER	\$106.50	\$106.50
3500 MIX W/ CALCIUM & HOT WATER	\$106.00	\$106.00
3500 MIX W/ FIBER, CALCIUM & HOT WATER	\$113.00	\$113.00
CALCIUM PRICE PER 1%	\$3.50	\$3.50
4000 MIX (REGULAR)	\$102.00	\$102.00
4000 MIX W/ 1/2" ROCK	\$106.00	\$106.00
4000 MIX W/ FIBER	\$113.00	\$113.00
4000 MIX W/ CALCIUM & HOT WATER	\$108.50	\$108.50
4000 MIX W/ FIBER, CALCIUM & HOT WATER	\$115.50	\$115.50
90 PSI FLOWABLE FILL	\$98.00	\$98.00

Any additional charges MUST be listed below:

Quoted by:

Jody Mayfield

E-Mail address:

jody.mayfield@invmat.com

Bid # 4077

Prices shall be good until June 30, 2021, and must include any delivery charges

PRODUCT	PER CUBIC YAR	PER CUBIC YAR
	OVER 4 YDS	UNDER 4 YDS
3000 MIX (REGULAR)	\$ 102 ⁰⁰	\$ 102 ⁰⁰
3000 MIX W/ 1/2" ROCK	\$ 103 ⁰⁰	\$ 103 ⁰⁰
3000 MIX W/ 1/2" ROCK & FIBER	\$ 109 ⁰⁰	\$ 109 ⁰⁰
3000 MIX W/ FIBER	\$ 108 ⁰⁰	\$ 108 ⁰⁰
10% 3000 MIX W/ CALCIUM & HOT WATER	\$ 106 ⁰⁰	\$ 106 ⁰⁰
10% 3000 MIX W/ FIBER, CALCIUM & HOT WATER	\$ 112 ⁰⁰	\$ 112 ⁰⁰
3500 MIX (REGULAR)	\$ 104 ⁰⁰	\$ 104 ⁰⁰
3500 MIX W/ 1/2" ROCK	\$ 105 ⁰⁰	\$ 105 ⁰⁰
3500 MIX W/ 1/2" ROCK & FIBER	\$ 111 ⁰⁰	\$ 111 ⁰⁰
3500 MIX W/ FIBER	\$ 110 ⁰⁰	\$ 110 ⁰⁰
10% 3500 MIX W/ CALCIUM & HOT WATER	\$ 108 ⁰⁰	\$ 108 ⁰⁰
10% 3500 MIX W/ FIBER, CALCIUM & HOT WATER	\$ 114 ⁰⁰	\$ 114 ⁰⁰
CALCIUM PRICE PER 1%	\$ 2 ⁰⁰	\$ 2 ⁰⁰
4000 MIX (REGULAR)	\$ 106 ⁰⁰	\$ 106 ⁰⁰
4000 MIX W/ 1/2" ROCK	\$ 107 ⁰⁰	\$ 107 ⁰⁰
4000 MIX W/ FIBER	\$ 112 ⁰⁰	\$ 112 ⁰⁰
10% 4000 MIX W/ CALCIUM & HOT WATER	\$ 110 ⁰⁰	\$ 110 ⁰⁰
4000 MIX W/ FIBER, CALCIUM & HOT WATER	\$ 116 ⁰⁰	\$ 116 ⁰⁰
90 PSI FLOWABLE FILL	\$ 101 ⁰⁰	\$ 101 ⁰⁰

Any additional charges MUST be listed below:

Cold/Chilled water is \$2⁰⁰ extra per yard

Straight Cement mix is \$6⁰⁰ extra per yard

* FlyAsh Subject to Availability *

Quoted by: Joseph L. Stephenson - Sales Representative

E-Mail address: jstephenson@nrm1987.com

REQUEST FOR PROFESSIONAL SERVICE

1. SELECTION OF FIRM

PROJECT NAME AND SCOPE OF WORK:	NPDES Monitoring
NAME OF FIRM:	Barge Design Solutions, Inc.
QUALIFICATIONS, COMPETENCE, AND INTEGRITY OF FIRM:	They have worked with the County for their NPDES Monitoring. On-Call Contracts with TDOT Environmental Division. Environmental experience in field-ready to conduct surveys and assessments, as well as perform multi-media investigations, sampling, and data verification.
YEARS OF EXPERIENCE:	65 years
SIMILAR PROJECTS PERFORMED FOR THE CITY:	N/A
SIMILAR PROJECTS PERFORMED ELSEWHERE:	Montgomery County
OTHER QUALIFICATIONS:	
NAMES OF THOSE INVOLVED IN THE SELECTION (MUST BE 2 OR MORE AND MUST HAVE NO CONFLICT OF INTEREST AS PER PURCHASING POLICY):	Eric Salmon Jeff Bryant Chris Cowan
DEPARTMENT WHERE FUNDS ARE BUDGETED:	Clarksville Street Dept. Engineering Service 10431003-4332

Paul Skelton 7/1/2020
SIGNATURE OF DEPARTMENT HEAD OF BUDGETARY DEPT. OR HIS/HER DESIGNEE DATE

Chris 7-1-2020
SIGNATURES OF OTHERS INVOLVED IN SELECTION DATE

Camille Thomas 7-15-20
SIGNATURE OF PURCHASING DIRECTOR DATE

2. **COST:** ONCE ALL SIGNATURES ABOVE HAVE BEEN SECURED, YOU MAY NOW REQUEST PRICING FROM THE SELECTED FIRM. COST SHALL BE REPORTED TO THE PURCHASING DIRECTOR ONCE OBTAINED.

ESTIMATED COST (TO BE PROVIDED ONCE DETERMINED):	\$ 16,700 ⁰⁰ <u>DM</u>
--	-----------------------------------

Paul Skelton 7/20/2020
Acknowledgment of cost estimate received: SIGNATURE OF DEPARTMENT HEAD/DESIGNEE DATE

Camille Thomas 7-21-20
SIGNATURE OF PURCHASING DIRECTOR DATE

Paul Skelton 7/21/20
SIGNATURE OF CHIEF FINANCIAL OFFICER DATE

REQUEST FOR PROFESSIONAL SERVICE

1. SELECTION OF FIRM

PROJECT NAME AND SCOPE OF WORK:	New Providence Hotel Acquisition
NAME OF FIRM:	Mark Young Real Estate Appraisals
QUALIFICATIONS, COMPETENCE AND INTEGRITY OF FIRM:	See Resume Attached
YEARS OF EXPERIENCE:	29 years
SIMILAR PROJECTS PERFORMED FOR THE CITY:	Goodlettsville, TN, Pleasant View, TN - Ashland City, Murfreesboro TN - Nashville TN & Clarksville TN
SIMILAR PROJECTS PERFORMED ELSEWHERE:	Hampton Inn, Sleep Inn, Red Roof Inn, Holiday Inn Express, Deerfield Inn Super 8 Motel
OTHER QUALIFICATIONS:	See Resume Attached
NAMES OF THOSE INVOLVED IN THE SELECTION (MUST BE 2 OR MORE AND MUST HAVE NO CONFLICT OF INTEREST AS PER PURCHASING POLICY):	Tammy Kilgore Martias Kendrick
DEPARTMENT WHERE FUNDS ARE BUDGETED:	Office of Housing & Community Development

Designee Tammy Kilgore 6/8/2020
 SIGNATURE OF DEPARTMENT HEAD OF BUDGETARY DEPT. OR HIS/HER DESIGNEE DATE

[Signature] 6/8/2020
 SIGNATURES OF OTHERS INVOLVED IN SELECTION DATE

Camil Thomas 6-8-20
 SIGNATURE OF PURCHASING DIRECTOR DATE

2. COST: ONCE ALL SIGNATURES ABOVE HAVE BEEN SECURED, YOU MAY NOW REQUEST PRICING FROM THE SELECTED FIRM. COST SHALL BE REPORTED TO THE PURCHASING DIRECTOR ONCE OBTAINED.

ESTIMATED COST (TO BE PROVIDED ONCE DETERMINED):	\$ 2,000.00
--	-------------

Acknowledgement of cost estimate received:
Tammy Kilgore 6/19/2020
 SIGNATURE OF DEPARTMENT HEAD/DESIGNEE DATE

Camil Thomas 6-26-20
 SIGNATURE OF PURCHASING DIRECTOR DATE

[Signature] 6/22/2020
 SIGNATURE OF CHIEF FINANCIAL OFFICER DATE

Clarksville, TN
Date range: 01 Jun 2020 - 30 Jun 2020

<u>ID ↑</u>	<u>Description</u>	<u>VIN/Serial</u>	<u>Buyer</u>	<u>Type</u>	<u>Sold Amount</u>	<u>Auction Ended</u>	<u>Credit Date</u>
2708	Proscan Bluetooth power speaker,		James Johnson	USD	\$20.00	02 Jun 2020 10:00 AM ET	
2721	2 Heaters		James Mayesky	USD	\$22.00	02 Jun 2020 10:15 AM ET	
2728	2010 Chevrolet Camaro LT2 Coupe	2G1FC1EV1A9179273	Douglas Harley	USD	\$10,400.00	11 Jun 2020 11:00 AM ET	
2731	Troy-Bilt pressure washer		Katie Gainous	USD	\$100.00	02 Jun 2020 10:45 AM ET	
2732	2 Heaters		Ronald Hughes	USD	\$20.00	02 Jun 2020 11:00 AM ET	
2733	Butterball Indoor electric turkey fryer		Leon Walsh	USD	\$32.00	02 Jun 2020 11:15 AM ET	
2734	Kicker Comp 15-inch subwoofer & JL Audio amp		Edward Singleton	USD	\$170.00	02 Jun 2020 11:15 AM ET	

<u>ID</u> ↑	<u>Description</u>	<u>VIN/Serial</u>	<u>Buyer</u>	<u>Type</u>	<u>Sold Amount</u>	<u>Auction Ended</u>	<u>Credit Date</u>
2735	Kenwood Power amp		James Johnson	USD	\$77.00	02 Jun 2020 11:30 AM ET	
2736	Pioneer stereo,		Reginald Corbbins	USD	\$21.00	02 Jun 2020 11:45 AM ET	
2737	Pioneer amp 760w		James Johnson	USD	\$24.00	02 Jun 2020 12:00 PM ET	
2738	XBOX One S, 2 Controllers, and 2 Games		Hamza Abdelrahman	USD	\$197.50	02 Jun 2020 09:00 AM ET	
2739	XBOX 360 with power cable and 2 controllers		Hamza Abdelrahman	USD	\$52.00	02 Jun 2020 09:15 AM ET	
2740	Samsung stereo home theater		James Johnson	USD	\$37.00	02 Jun 2020 09:30 AM ET	
2741	AOC 19" LED monitor		Leon Walsh	USD	\$25.00	02 Jun 2020 09:45 AM ET	
2742	Samsung 50 inch TV		joe williams	USD	\$160.00	03 Jun 2020 09:00 AM ET	

<u>ID ↑</u>	<u>Description</u>	<u>VIN/Serial</u>	<u>Buyer</u>	<u>Type</u>	<u>Sold Amount</u>	<u>Auction Ended</u>	<u>Credit Date</u>
2743	Samsung 43 inch plasma TV with power cord.		joe williams	USD	\$59.26	03 Jun 2020 09:15 AM ET	
2744	Samsung 32 inch TV with power cable		Angela Barbee	USD	\$20.00	03 Jun 2020 09:30 AM ET	
2745	Sanyo 58 inch TV with power cord and remote		joe williams	USD	\$230.00	03 Jun 2020 09:45 AM ET	
2746	Samsung subwoofer & Samsung soundbar		Winston Taylor	USD	\$100.00	03 Jun 2020 10:00 AM ET	
2747	M-Audio Axiom 49 key MDMI controller		James Mayesky	USD	\$32.00	03 Jun 2020 10:15 AM ET	
2748	Craftsman YTS3000	012510D0011313	Mir Ali	USD	\$330.00	04 Jun 2020 10:00 AM ET	
2749	Troybuilt 13WM77KS011	1C115B80352	Mir Ali	USD	\$600.00	04 Jun 2020 10:15 AM ET	

<u>ID ↑</u>	<u>Description</u>	<u>VIN/Serial</u>	<u>Buyer</u>	<u>Type</u>	<u>Sold Amount</u>	<u>Auction Ended</u>	<u>Credit Date</u>
2750	Craftsman YTS3000	012510D001282	vincent stevenson	USD	\$400.00	04 Jun 2020 10:30 AM ET	
2751	1992 BOBCAT 753	508617502	Edward Singleton	USD	\$5,058.08	04 Jun 2020 10:45 AM ET	
2752	Bissell Deep Clean Premier Select Pet		Reginald Corbbins	USD	\$77.13	05 Jun 2020 10:00 AM ET	
2753	Craftsman 2700 max PSI, 2.3 max GPM pressure washer		Marietta KELLEY	USD	\$87.33	18 Jun 2020 09:00 AM ET	
2755	Butterball Indoor electric turkey fryer		James Smith	USD	\$10.00	18 Jun 2020 09:15 AM ET	
2756	Volfenhag amp,		James Smith	USD	\$37.00	18 Jun 2020 09:30 AM ET	
2757	Sherwood stereo,		David Conger	USD	\$42.77	18 Jun 2020 09:45 AM ET	
2758	XBOX 360		David Conger	USD	\$20.00	18 Jun 2020 10:00 AM ET	

<u>ID ↑</u>	<u>Description</u>	<u>VIN/Serial</u>	<u>Buyer</u>	<u>Type</u>	<u>Sold Amount</u>	<u>Auction Ended</u>	<u>Credit Date</u>
2759	HP 2311x 23" LED monitor		Larry Corbin	USD	\$18.00	18 Jun 2020 10:15 AM ET	
2760	Vizio 50 inch TV		michael elliott	USD	\$72.00	18 Jun 2020 10:30 AM ET	
2761	Vizio 65 inch TV		Shawn Humphrey	USD	\$200.00	18 Jun 2020 10:45 AM ET	
2762	Pyramid 1000w Amp		David Allen	USD	\$27.00	18 Jun 2020 11:00 AM ET	
2763	Samsung Subwoofer and Sound Bar		Jide Adeleke	USD	\$53.50	18 Jun 2020 11:15 AM ET	
2764	Samsung Subwoofer and Sound Bar		Dwayne McCorkle	USD	\$24.00	18 Jun 2020 11:30 AM ET	
2765	Logitech X-530 speaker system		Reginald Corbbins	USD	\$22.00	18 Jun 2020 11:45 AM ET	
2766	Rockford Fosgate P2-2X12, 12-inch subs in box		James Smith	USD	\$180.00	18 Jun 2020 12:00 PM ET	

<u>ID ↑</u>	<u>Description</u>	<u>VIN/Serial</u>	<u>Buyer</u>	<u>Type</u>	<u>Sold Amount</u>	<u>Auction Ended</u>	<u>Credit Date</u>
2767	Sony Bravia 46-inch TV		Raeanna Varney	USD	\$52.00	17 Jun 2020 10:00 AM ET	
2769	7 Leather Belt Holsters		brian hajdu	USD	\$42.33	24 Jun 2020 09:00 AM ET	
2774	Brother Toner Cartridges		Lee Woodward	USD	\$74.00	24 Jun 2020 10:00 PM ET	
					\$19,225.90		

Department of Finance & Revenue

June 2020 Financial Review

Fiscal Year 2020

PRELIMINARY



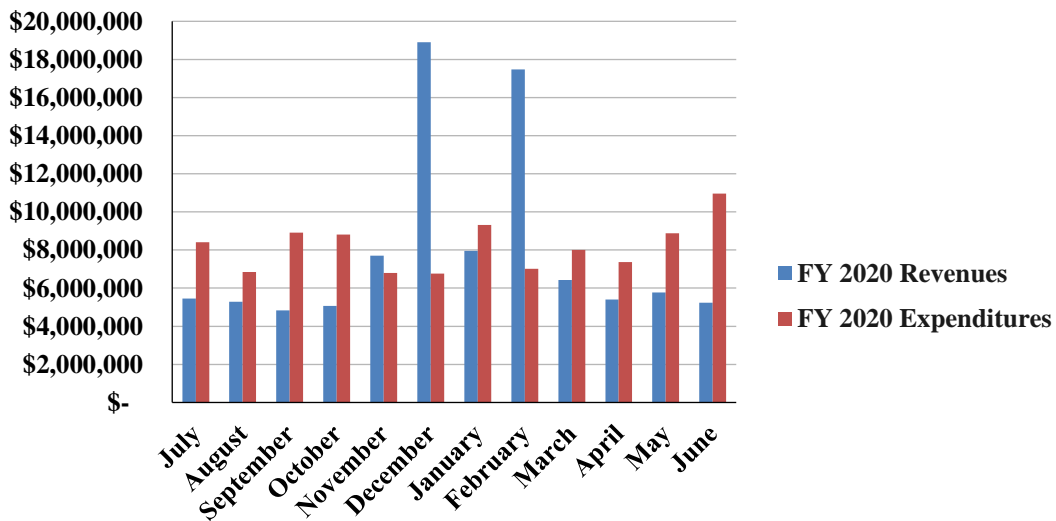
Clarksville, Tennessee
June 30, 2020

General Fund Revenues vs. Expenditures

Fiscal Year 2020

As of June 30, 2020

	FY 2020 Revenues	FY 2020 Expenditures	Monthly Variance
July	\$ 5,454,774	\$ 8,407,620	\$ (2,952,846)
August	5,286,834	6,844,729	(1,557,895)
September	4,836,616	8,912,821	(4,076,205)
October	5,059,278	8,818,714	(3,759,436)
November	7,710,416	6,798,578	911,838
December	18,909,185	6,760,944	12,148,240
January	7,951,271	9,314,931	(1,363,660)
February	17,481,296	7,016,970	10,464,327
March	6,418,611	8,006,544	(1,587,933)
April	5,404,641	7,365,063	(1,960,421)
May	5,779,064	8,884,873	(3,105,809)
June	5,228,167	10,968,274	(5,740,107)
YTD Total	\$ 95,520,152	\$ 98,100,061	\$ (2,579,908)

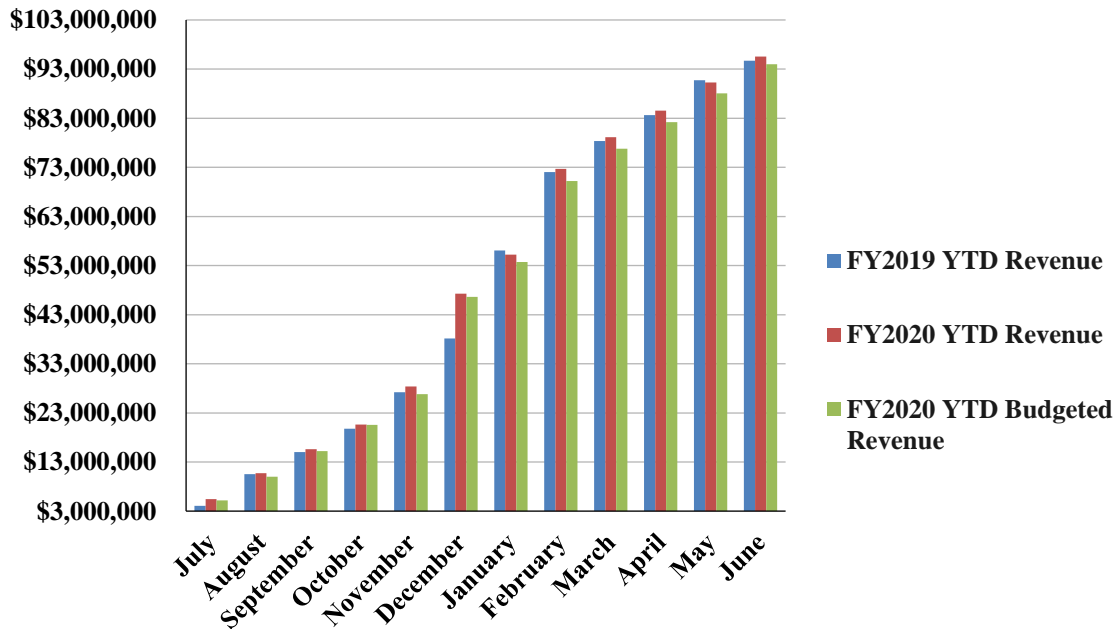


General Fund Revenue Comparison

Fiscal Year 2020

As of June 30, 2020

	FY 2020 Revenue	FY 2019 Revenue	Variance
July	\$ 5,454,774	\$ 4,091,658	\$ 1,363,116
August	5,286,834	\$ 6,447,488	(1,160,655)
September	4,836,616	\$ 4,448,778	387,838
October	5,059,278	\$ 4,797,738	261,540
November	7,710,416	\$ 7,399,053	311,362
December	18,909,185	\$ 10,970,345	7,938,839
January	7,951,271	\$ 17,899,039	(9,947,768)
February	17,481,296	\$ 15,975,125	1,506,171
March	6,418,611	\$ 6,350,095	68,516
April	5,404,641	\$ 5,275,436	129,205
May	5,779,064	\$ 7,043,562	(1,264,498)
June	5,228,167	\$ 3,989,360	1,238,807
YTD Total	\$ 95,520,152	\$ 94,687,678	\$ 832,475



General Fund Revenue Details
Fiscal Year 2020
As of June 30 2020

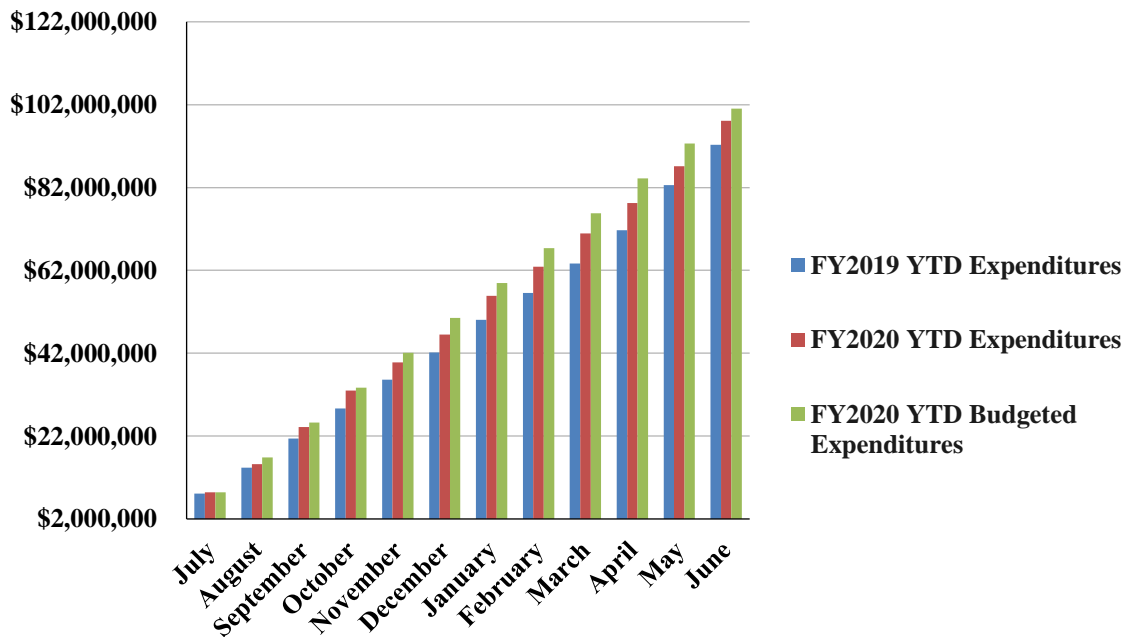
	Total Budget	YTD	Month
TAXES			
Prior Year Property Taxes	894,711	1,083,319	56,571
2019 Property Taxes	30,162,934	29,418,572	269,934
PiLOTS	90,175	90,175	-
Local Option Sales Tax	18,091,510	18,812,530	1,513,408
Beer & Liquor Tax	4,047,113	4,408,925	439,645
Business License	2,623,286	2,488,544	685,295
Franchise Tax (cable)	1,500,931	932,059	-
Hote/Motel	424,243	404,185	13,244
Other Taxes	367,426	348,320	53,065
TOTAL TAXES	58,202,329	57,986,629	3,031,163
LICENSES AND PERMITS			
Building Permits	2,081,533	2,506,964	223,198
Other Permits	104,719	119,983	26,919
TOTAL PERMITS	2,186,252	2,626,947	250,117
INTERGOVERNMENTAL			
Grant reimbursements	57,824	31,683	4,667
State Shared Revenues			
TVA Replacement Tax	1,595,148	1,634,997	408,749
State Sales Tax	11,963,610	12,045,387	876,305
State Street Aid	5,782,794	5,011,414	290,123
Other Taxes	2,034,999	2,033,245	26,551
TOTAL INTERGOVERNMENTAL	21,434,375	20,756,726	1,606,395
OTHER REVENUES			
Charges for Services	690,078	649,917	52,794
Recreation	447,498	331,341	18,067
Golf Courses	393,802	458,926	90,870
Fines and Forfeitures	476,113	465,665	37,885
Investment & Interest Earnings	335,214	317,058	5,787
Other Misc. Revenues	916,134	961,390	20,803
Transfer from CDE	4,677,035	4,677,038	392,432
Transfer From CGW	3,749,887	3,135,655	-284,707
Other Transfers	449,502	282,861	6,560
TOTAL OTHER REVENUES	12,135,263	11,279,850	340,491
TOTAL REVENUES GENERAL FUND	93,958,219	92,650,153	5,228,167

General Fund Expenditure Comparison

Fiscal Year 2020

As of June 30, 2020

	FY 2020	FY 2019	Variance
	Expenditures	Expenditures	
July	\$ 8,407,620	\$ 8,104,262	\$ 303,358
August	6,844,729	6,305,053	539,676
September	8,912,821	7,022,647	1,890,175
October	8,818,714	7,220,036	1,598,678
November	6,798,578	6,961,101	(162,523)
December	6,760,944	6,546,791	214,154
January	9,314,931	7,912,332	1,402,599
February	7,016,970	6,497,012	519,958
March	8,006,544	7,117,979	888,565
April	7,365,063	7,969,755	(604,692)
May	8,884,873	10,920,746	(2,035,873)
June	10,968,274	9,752,421	1,215,853
YTD Total	\$ 98,100,061	\$ 92,330,134	\$ 5,769,926

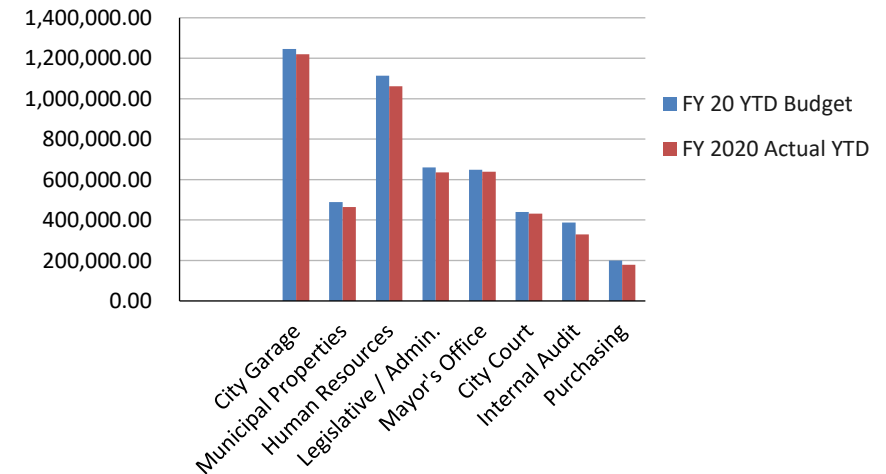
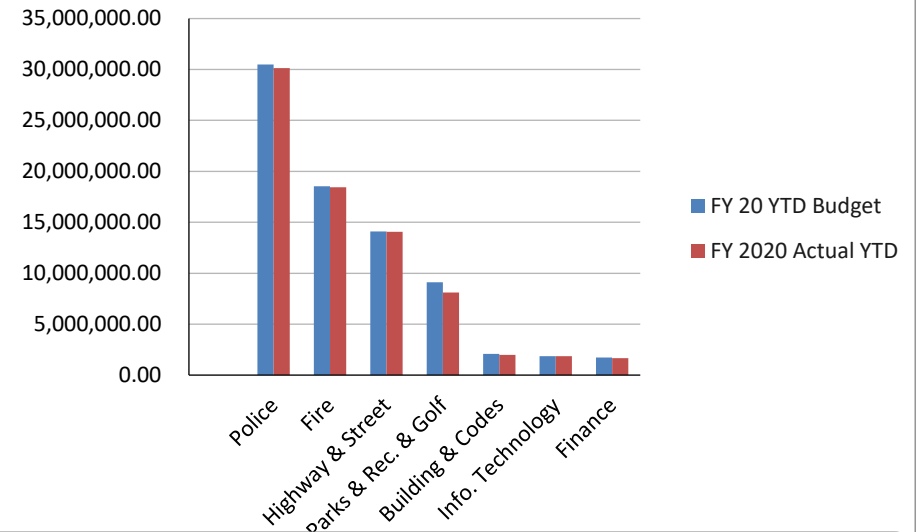


General Fund Year-to-Date Departmental Budget vs. Actual Expenditures

Fiscal Year 2020

As of June 30, 2020

Departmental:	Expenditures FY 2020 YTD	Estimated YTD Budget	Variance (Over)Under
Police	\$ 30,135,704	\$ 30,483,422	\$ 347,718
Fire	18,425,508	18,546,163	120,655
Highway & Street	14,068,155	14,091,315	23,160
Parks & Rec. & Golf	8,112,356	9,121,351	1,008,995
Building & Codes	1,975,204	2,084,861	109,657
Info. Technology	1,841,127	1,856,268	15,141
Finance	1,669,997	1,710,696	40,699
City Garage	1,220,152	1,246,615	26,463
Municipal Properties	463,905	488,015	24,110
Human Resources	1,061,621	1,114,323	52,702
Legislative / Admin.	636,340	660,400	24,060
Mayor's Office	639,398	649,428	10,030
City Court	431,851	439,961	8,110
Legal	465,928	495,021	29,093
Internal Audit	328,636	387,571	58,935
Purchasing	179,598	199,666	20,068
Departmental Total	81,655,480	83,575,076	1,919,596
Nondepartmental:			
Debt	9,307,597	10,062,173	754,576
Transit	1,994,548	2,110,414	115,866
Retirees	1,532,806	1,571,085	38,279
Other	3,609,629	3,751,448	141,819
YTD Total	\$ 98,100,060	\$101,070,196	\$ 2,970,136



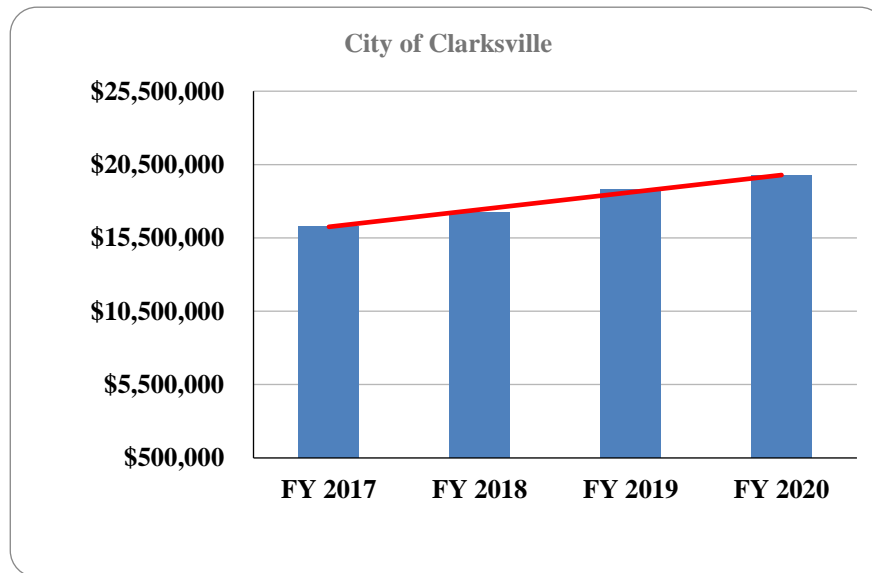
Schedule of Sales Tax Collections

Fiscal Year 2020

As of June 30, 2020

City of Clarksville Local Sales & Use Tax

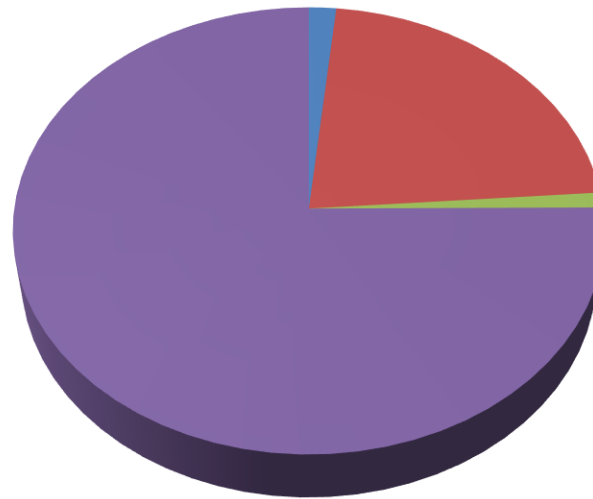
	Net Collections	Net Collections	Net Collections	Net Collections
	FY 2017	FY 2018	FY 2019	FY 2020
July	\$ 1,291,892	\$ 1,425,145	\$ 1,524,372	\$ 1,607,009
August	1,394,223	1,453,282	1,552,311	1,584,610
September	1,312,394	1,376,154	1,461,197	1,553,548
October	1,305,179	1,330,621	1,576,737	1,541,129
November	1,362,262	1,443,473	1,509,818	1,547,242
December	1,275,621	1,357,713	1,602,804	1,559,998
January	1,356,898	1,454,962	1,559,092	1,649,239
February	1,807,932	1,823,774	2,079,756	2,544,675
March	1,196,658	1,234,732	1,333,119	1,429,615
April	1,164,740	1,319,995	1,383,586	1,492,772
May	1,448,181	1,556,171	1,639,262	1,637,949
June	1,397,041	1,486,610	1,546,062	1,587,653
YTD Total	\$ 16,313,021	\$ 17,262,632	\$ 18,768,116	\$ 19,735,437



Local Sales Tax Collections
Fiscal Year 2020
As of June 30, 2020

TOTAL		NET COLLECTIONS PAID TO					GROSS COLLECTIONS		
	NET COLLECTIONS	COUNTY	CITY	CITY ROADS	SCHOOLS	UNINCORPORATED AREA	CITY LIMITS	PAID TO STATE	
July	\$ 6,902,369	\$ 113,097	\$ 1,531,859	\$ 75,150	\$ 5,182,264	\$ 900,496	\$ 6,080,408	\$ 78,535	
August	6,720,676	106,434	1,510,507	74,103	5,029,633	801,486	5,995,658	76,468	
September	6,460,371	96,698	1,480,898	72,650	4,810,125	655,748	5,878,129	73,506	
October	6,395,968	95,166	1,469,060	72,069	4,759,673	637,600	5,831,141	72,773	
November	6,395,605	94,012	1,474,887	72,355	4,754,350	614,102	5,854,271	72,769	
December	6,384,366	90,981	1,487,046	72,952	4,733,387	554,474	5,902,534	72,641	
January	6,800,429	99,211	1,572,114	77,125	5,051,979	637,609	6,240,195	77,375	
February	10,549,656	156,468	2,425,676	118,999	7,848,513	1,041,451	9,628,239	120,034	
March	5,800,974	80,414	1,362,760	66,854	4,290,945	457,771	5,409,207	66,004	
April	6,028,266	82,243	1,422,964	69,808	4,453,252	448,683	5,648,172	68,590	
May	6,690,623	94,768	1,561,352	76,597	4,957,907	569,274	6,197,475	76,126	
June	6,493,692	92,365	1,513,408	74,245	4,813,674	560,405	6,007,173	73,885	
YTD TOTAL	\$ 81,622,995	\$ 1,201,857	\$ 18,812,530	\$ 922,907	\$ 60,685,701	\$ 7,879,098	\$ 74,672,603	\$ 928,707	

Monthly Distribution



Capital Project Status Report
Fiscal Year 2020
As of June 30, 2020

ACTIVE PROJECTS FY2019-2020		TOTAL FUNDING	FY EXPENSES 7/1/19-5/31/20	TOTAL ACTIVE PROJECT EXPENSES **	PROJECT BALANCE
STREET DEPARTMENT:					
93101	Rossvie/Dunbar Cave/Cardinal Improveme	13,280,000	247,099	2,765,635	10,514,365
14301	Edmondson Ferry/1A Bypass Interesection Ir	1,150,004	9,640	1,150,002	2
15306	Northeast Connector	16,808,700	389,737	1,265,777	15,542,923
17301	International & Dunlop Intersection Improve	2,807,831	322,754	445,506	2,362,325
17304	Adaptaive Signal Control Project (Wilma)	1,200,000	0	0	1,200,000
17305	Tylertown & Oakland Intersection Improvem	10,000,000	338,891	912,099	9,087,901
17307	Tylertown & Trenton Drainage Overflow Pro	1,040,185	5,494	73,747	966,438
18301	Drainage Mitigation FY2018	400,000	0	106,642	293,358
18302	New Sidewalks FY2018	934,954	77,785	149,325	785,630
19301	Lilac Lane	100,000	1,000	2,600	97,400
19302	Whitfield Road Improvements	3,350,000	1,100,801	1,309,130	2,040,870
19303	Spot Intersection Improvements	1,500,000	87,936	94,136	1,405,864
20301	Dunbar Cave Road Bridge	600,000	500	500	599,500
20302	4th Street and College Signal	400,000	37,992	37,992	362,008
20303	New Sidewalks FY20-24	900,000	843,791	843,791	56,209
20304	Drainage Mitigation FY20-24	450,000	0	0	450,000
20305	Cemetary Retaining Wall	510,000	1,500	1,500	508,500
		\$ 55,431,674	\$ 3,464,920	\$ 9,158,382	\$ 46,273,292
PARKS & RECREATION:					
16503	Athlectic Complex	5,297,478	278,984	4,750,745	546,733
16504	Red River East Trail Project	2,403,712	902,583	2,154,386	249,326
17501	Valleybrook Park & Upland Trail Connector	160,000	0	0	160,000
17502	Public Spaces	150,000	1,250	150,000	0
17503	Edith Pettus Park Renovations	201,800	15,000	23,615	178,185
17504	Crow Community Center Renovation	370,000	0	119,866	250,134
17505	Liberty Park/Marina Remediation	905,218	42,258	102,782	802,436
17506	Swan Lake Renovations	1,046,605	223	1,039,218	7,387
19502	Pollard Road Additional Parking	319,199	219,701	227,701	91,498
19503	Billy Dunlop Pavillion & Restroom	382,485	378,591	380,591	1,894
19504	Heritage Park Improvements	1,000,000	290,753	508,621	491,379
19505	Regional Community Center	500,000	0	0	500,000
20501	Red River Pedestrian Bridge	3,068,233	11,681	11,681	3,056,552
20502	Mason Rudolph Cart Path Paving	125,000	0	0	125,000
20503	Swan Lake Cart Path Paving	190,800	187,700	187,700	3,100
20504	Burt Cobb Recreation Center Roof	230,000	191,488	191,488	38,512
		\$ 16,350,530	\$ 2,520,213	\$ 9,848,394	\$ 6,502,136
FIRE DEPARTMENT:					
16221	Fire Maintenance Facility	901,377	46,952	48,252	853,125
20221	Renovation of Station 10	125,000	0	0	125,000
20222	Custom Engine (replaces 1999 model)	590,000	0	0	590,000
		\$ 1,616,377	\$ 46,952	\$ 48,252	\$ 1,568,125
POLICE DEPARTMENT:					
19211	District 3 Precinct Building	3,500,000	192,252	192,252	3,307,748
		\$ 3,500,000	\$ 192,252	\$ 192,252	\$ 3,307,748
GENERAL GOVERNMENT:					
41016	Corporate Business Park Expansion	\$ 14,368,821	\$ -	\$ 14,092,700	\$ 276,121
13101	Clarksville Performing Arts & Conf Center	1,613,963	3,000	179,907	1,434,056
15102	TDOT 2013 Multimodal Access	206,017	40,950	169,830	36,187
16103	2015 Multimodal Access Grant	241,189	100,939	222,043	19,146
19101	New Council Chambers	0	0	0	0
19102	Structural Repairs - Cumberland Garage	1,099,036	0	0	1,099,036
20101	Frosty Morn	1,200,000	4,500	4,500	1,195,500
		\$ 18,729,026	\$ 149,389	\$ 14,668,980	\$ 4,060,046
debt issuance costs					
Total Spent YTD: Major Projects		\$ 95,627,607	\$ 6,373,726	\$ 33,916,260	\$ 61,711,347

* Fiscal Year to date invoices paid (July 1st to current month end)

** **Total Active Expenses** includes all expenses paid during the life of a project, not just the current fiscal year.

Fund Balances
Fiscal Year 2020
As of June 30, 2020

Fund	Beginning Fund Balance 7/01/19	Revenues YTD	Expenditures YTD	Estimated Ending Fund Balance 06/30/20
General Fund:	\$ 29,943,642	\$ 92,650,153	\$ 98,100,060	\$ 24,493,734
Capital Projects Fund:	2,556,107	3,592,866	6,373,726	(224,752)
Debt Service Fund:	474,377	11,582,315	11,562,820	493,872
Internal Service Funds:	6,300,385	17,570,099	16,876,053	6,994,431
Non-Major Governmental Funds:				
Drug Fund	502,153	399,597	143,182	758,568
Road Improvement Fund	1,094,794	922,907	750,000	1,267,701
Police Special Fund	191,193	608,378	654,686	144,885
Parks Special Fund	362,757	308,019	410,309	260,467
Other Special Revenue Fund*	840,479	685,347	889,563	636,263
Community Development	460,231	1,714,019	1,780,336	393,914
Capital Projects Revenue District Fund	78,179	2,870,000	2,480,623	467,555

* Includes: Fire Spec. Rev., Traffic Camera Police & Parks, SRF

Notice of Grant Applications
Fiscal Year 2020
As of June 30, 2020

Date Submitted	Project Title	Funding Agency	Funds Requested	Match Required	Status	Notes
10/03/18	Transportation Alternative Program	TN Dept of Transportation	\$1,994,338 \$1,818,233	\$498,584 \$674,689	Awarded	Funding for a pedestrian bridge over the Red River to complete the connection between the Red River Trail and the Greenway
10/26/18	Assistance to Firefighters Grant	Dept of Homeland Security (FEMA)	\$127,846	\$12,784	Not funded	To purchase 82 sets of ballistic protective equipment for firefighters in the event of an active shooter/mass casualty situation.
12/06/18	2018 Fire Prevention & Safety Grant	Dept of Homeland Security (FEMA)	\$56,840	\$2,841	Not funded	To purchase a new fire safety trailer used for public education programs and to pay for 2 fire staff to become certified as Fire and Safety Educators.
02/15/19	Riverfest	Sam's Club (LG Highway)	\$2,000	\$0	Awarded	Requested their community grant program funding to support our 2019 Riverfest event.
03/15/19	TN Highway Safety Office 2020 Alcohol Impairment	THSO	\$90,000	\$0	Awarded	For continued fuding for alcohol and impaired driver countermeasures. This grant pays for overtime for police officers to conduct DUI checkpoints and saturation patrols for a one year period.
05/30/19	Heritage Park Dog Park Enhancement	Boyd Foundations Dog Park Dash	\$12,045	\$0	Not funded	Requested funding to purchase new agility and play equipment as well as amenities for Heritage dog park
06/07/19	2019 TAEP Tree Planting at Billy Dunlop Park	TN Dept of Agriculture	\$2,743	\$2,743	Awarded	To purchase 25 new trees to be planted at Billy Dunlop Park.
08/23/19	2019 JAG Grant	US Dept of Justice	\$59,459	\$0	Awarded	Annually shared with Montgomery County Sheriff's Office. CPD will use our share to purchase a 3D laser scanner to analyze crime scenes. The Sheriff will use their share for wireless communication services for dupites in the field.
08/30/19	2020 Childhood Obesity Prevention	US Conf of Mayoers/American Beverage Foundation	\$120,000	\$0	Not funded	To strt a new Athletic Leqque Scholarship Program. Awards will be \$125,000 and \$25,000 for 1st and 2nd places, respectively. Low income youth can compete for scholarships to any of the City's athletic leagues by submitting an application and essay.
10/03/19	Transportation Alternative Program	TN Dept of Transportation	\$493,176	\$123,294	Not funded	Funding to construct new sidewalks to benefit Clarksville High School, Richview Middle School and Pisgah Elementary School.

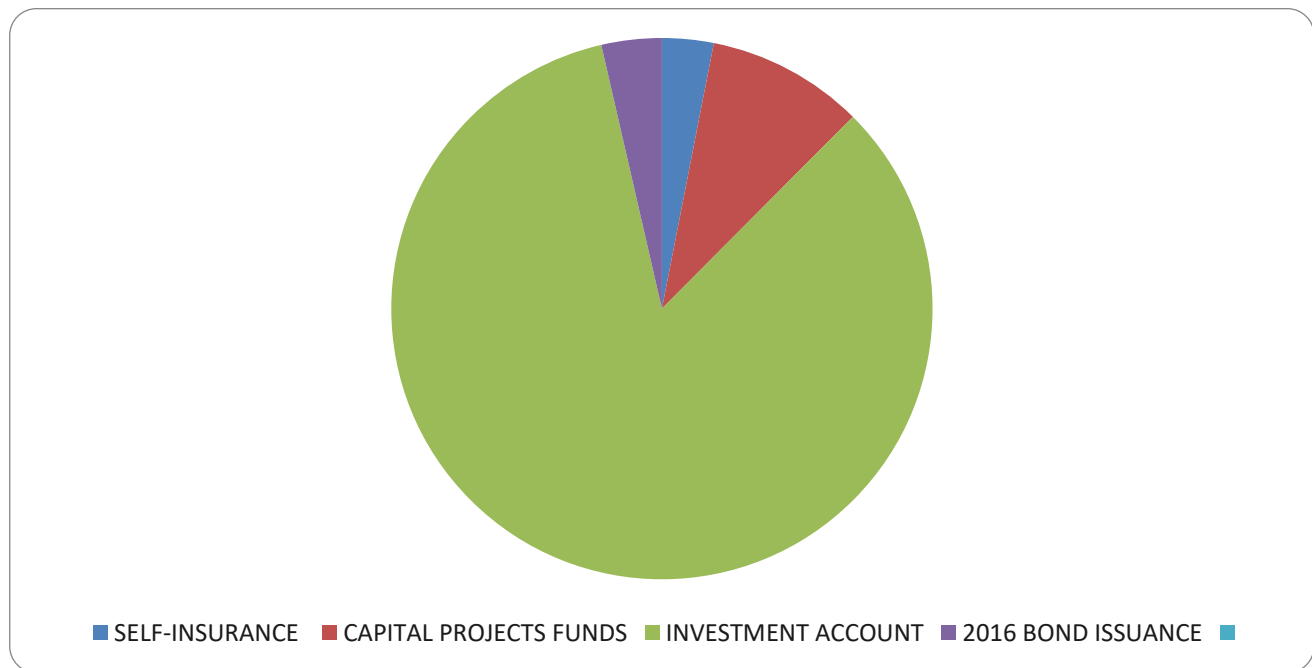
Date Submitted	Project Title	Funding Agency	Funds Requested	Match Required	Status	Notes
11/25/19	TAEP Farmers Market Promotion	TN Dept of Agriculture	\$750	\$0	Awarded	Funding to advertise and promote the downtown market.
03/06/20	Movies in the Park	Walmart #673	\$1,000	\$0	Submitted	Funding to support the 2020 Mayor's Summer Night Lights Program
03/06/20	Movies in the Park	Walmart #1075	\$1,000	\$0	Submitted	Funding to support the 2020 Mayor's Summer Night Lights Program
03/06/20	Riverfest	Sam's Club #6512	\$2,000	\$0	Not funded	Funding to support the 2020 Riverfest event
03/06/20	Movies in the Park	Walmart #4589	\$1,000 \$500	\$0	Awarded	Funding to support the 2020 Mayor's Summer Night Lights Program
03/06/20	Movies in the Park	Walmart #3495	\$1,000	\$0	Not funded	Funding to support the 2020 Mayor's Summer Night Lights Program
03/06/20	Fire Rescue Smoke Alarm Program	Walmart #4469	\$1,500 \$1,000	\$0	Awarded	Funding to support the CFD Family Assistance Program to help assist families affected by fire by providing them with toiletries, etc. and purchase smoke alarms to be installed free of charge.
03/10/20	2020 COPS Hiring Program	US DOJ	\$1,125,000	\$587,015	Awarded	Federal funding to hire 9 new police officers. If awarded, funding will pay a percentage of the officers salaries and benefits over a three year period.
03/19/20	2019 Assistance to Firefighters Grant	US Dept of Homeland Security	\$146,489	\$14,649	Submitted	Federal funding to purchase mobile air units, thermal imaging cameras and training for CFD.
03/24/20	2021 Teen Driver Safety Education	TN Highway Safety Office (THSO)	\$14,067	\$0	Submitted	Funding to cover saff expenses and to purchase equipment for the purpose of conducting safety days and educational trainings for oung drivers as well as enforcement of seat belt usage by young drivers in school zones.

Date Submitted	Project Title	Funding Agency	Funds Requested	Match Required	Status	Notes
03/25/20	2021 Alcohol & Impaired Driving Enforcement	TN Highway Safety Office (THSO)	\$133,505	\$0	Submitted	Funding for alcohol and impaired driver countermeasures. Pays for overtime for officers to conduct DUI checkpoints and saturation patrols for a one year period. Including purchase of equipment for DUI checkpoints.
03/25/20	2021 Child Passenger Safety and Occupant Protection	TN Highway Safety Office (THSO)	\$10,564	\$0	Submitted	Funding for child safety seats and booster seats to provide to low income families and staff time for events/enforcement of proper use of child passenger restraints.
03/27/20	2021 Bicycle/Pedestrian Safety	TN Highway Safety Office (THSO)	\$13,544	\$0	Submitted	Funding for training of officers for bicycle/pedestrian crash investigations, staff time for enforcement and public awareness activities.
03/30/20	2021 Distracted Driving	TN Highway Safety Office (THSO)	\$28,850	\$0	Submitted	Funding to purchase driving simulators for distracted driving educational purposes and public events.
04/23/20	2020 Port Security Grant Program	Dept of Homeland Security (FEMA)	\$75,000	\$25,000	Submitted	Funding to purchase a rescue boat for fire/rescue operations
05/01/20	2020 Summer Food Service Program	State of TN Dept of Human Services	\$424,127	\$0	Submitted withdrawn	To serve a maximum of 66,000 meals durin the month of June 2020 at 7 different sites throughout the City.
05/15/20	2020 Assistance to Firefighters - COVID19 Supplement	US Dept of Homeland Security	\$56,563	\$5,656	Submitted	Federal funding to reimburse for PPE expenses incurred related to COVID19 as well as expected PPE expenses through May 2021. Funding only covers face masks, gloves and gowns used by firefighters on calls.
05/20/20	2019 Staffing for Adequate Fire and Emergency Response (SAFER)	US Dept of Homeland Security	\$2,713,365	\$0	Submitted	Requested funding to hire 15 new firefighters. Funding would cover 100% to entry level salaries and benefits for 3 years. Share has been waived due to COVID19.
05/27/20	2019 Fire Prevention and Safety	US Dept of Homeland Security	\$60,683	\$3,034	Submitted	Federal funding to purchase a new fire safety trailer and training for two CFR staff to become certified Fire and Safety Educators
05/29/20	2020 COVID19 Emergency Supplemental	US Dept of Justice	\$191,575	\$0	Submitted Awarded	Allocation provided to cover expenses related to COVID19 both past and future anticipated expenses through January 2022.

Date Submitted	Project Title	Funding Agency	Funds Requested	Match Required	Status	Notes
06/01/20	TN Agriculture Enhancement Program	TN Dept of Agrculture	\$2,930	\$2,930	Submitted	Requested funding to plant 26 trees along the riverbank at Trice Landing
6.16.29	Fire Dept PPE	Tides Foundation (Google)	\$17,500	\$0	Awarded	Google recommended the City's Fire Department for a grant to provide PPE (not specific to COVID19) Fire Department plans to use for new turn out gear.

Investment Report
Fiscal Year 2020
As of June 30, 2020

ISSUER NAME	PAR VALUE	CUSIP	COUPON RATE
LOCAL GOVERNMENT INVESTMENT POOL			
SELF-INSURANCE	\$ 592,020		0.380
CAPITAL PROJECTS FUNDS	1,806,798		0.380
INVESTMENT ACCOUNT	16,151,032		0.380
2016 BOND ISSUANCE	692,205		0.380
			0.380
LGIP TOTAL / AVERAGE	\$ 19,242,054		0.380



CDE Lightband
Rolling 4 month Balance Sheet - Broadband Division
June 30, 2020

	<u>6/30/2019 (R)</u>	<u>% Change</u>	<u>6/30/20</u>	<u>5/31/20</u>	<u>4/30/20</u>	<u>3/31/20</u>
Assets						
Current Assets:						
Cash -Operating Account	\$ 3,691,884.79	1.42%	\$ 3,744,241.79	\$ 6,084,029.66	\$ 5,850,945.91	\$ 5,782,482.51
Accounts Receivable:						
Subscribers, less allowance	1,502,695.90	3.83%	1,560,202.57	1,678,134.72	1,568,962.72	1,580,967.92
Other	48,481.04	144.27%	118,425.89	48,968.96	35,728.77	39,914.32
Temporary advances - Electric	1,808,320.98	17.45%	2,123,796.85	1,905,734.31	2,046,363.69	1,965,275.56
Inventory	408,335.49	40.09%	572,019.29	579,424.19	642,920.79	639,398.43
Total Current Assets	\$ 7,459,718.20	8.83%	\$ 8,118,686.39	\$ 10,296,291.84	\$ 10,144,921.88	\$ 10,008,038.74
Noncurrent Assets:						
Construction Work In Progress	\$ 41,740.24	-80.06%	\$ 8,322.70	\$ 70,216.33	\$ 6,445.27	\$ 5,730.74
Telecommunications Plant	8,165,308.70	12.50%	9,186,179.72	8,802,523.91	8,800,818.87	8,494,721.90
Accumulated Depreciation	(5,351,268.09)	5.41%	(5,640,605.30)	(5,620,718.03)	(5,567,829.96)	(5,553,501.14)
Deferred Debit - Software & Outflows of Resources	428,856.10	-43.83%	240,893.07	277,135.01	322,429.87	369,065.48
Total Noncurrent Assets	\$ 3,284,636.95	15.53%	\$ 3,794,790.19	\$ 3,529,157.22	\$ 3,561,864.05	\$ 3,316,016.98
Total Assets	<u>\$ 10,744,355.15</u>	10.88%	<u>\$ 11,913,476.58</u>	<u>\$ 13,825,449.06</u>	<u>\$ 13,706,785.93</u>	<u>\$ 13,324,055.72</u>
Retained Earnings and Liabilities:						
Retained Earnings (Deficit):						
Retained Earnings - Beginning of Year	\$ (3,011,499.48)	-126.69%	\$ 803,836.93	\$ 803,836.93	\$ 803,836.93	\$ 803,836.93
Retained Earnings - YTD	3,644,470.14	10.50%	4,027,098.57	3,764,290.10	3,364,931.70	2,953,912.65
Retained Earnings - Current	170,866.27	80.96%	309,196.13	262,808.47	399,358.40	411,019.05
Total Retained Earnings (Deficit)	\$ 803,836.93	539.45%	\$ 5,140,131.63	\$ 4,830,935.50	\$ 4,568,127.03	\$ 4,168,768.63
Current Liabilities:						
Accounts Payable	\$ 1,995,835.85	22.87%	\$ 2,452,333.92	\$ 1,980,979.05	\$ 2,153,886.59	\$ 2,113,081.53
Unearned Revenue	\$ 682,497.65	0.00%	\$ 682,497.65	\$ 682,497.65	\$ 682,497.65	\$ 682,497.65
Other Accrued Payables	156,271.62	70.43%	266,332.95	235,067.87	206,025.11	262,047.25
Total Current Liabilities	\$ 2,834,605.12	19.99%	\$ 3,401,164.52	\$ 2,898,544.57	\$ 3,042,409.35	\$ 3,057,626.43
Noncurrent Liabilities:						
Customer Deposits	\$ 2,698.81	-63.41%	\$ 987.48	\$ 1,137.48	\$ 1,137.48	\$ 1,137.48
Postretirement Benefits	352,669.16	10.79%	390,709.82	344,286.38	344,566.94	345,978.05
Deferred Inflows of Resources	104,614.00	-19.18%	84,552.00	104,614.00	104,614.00	104,614.00
Long Term Debt to the Electric Division	6,645,931.13	-56.43%	2,895,931.13	5,645,931.13	5,645,931.13	5,645,931.13
Total Noncurrent Liabilities	\$ 7,105,913.10	-52.54%	\$ 3,372,180.43	\$ 6,095,968.99	\$ 6,096,249.55	\$ 6,097,660.66
Total Liabilities	\$ 9,940,518.22	-31.86%	\$ 6,773,344.95	\$ 8,994,513.56	\$ 9,138,658.90	\$ 9,155,287.09
Total Liabilities & Retained Earnings	<u>\$ 10,744,355.15</u>	10.88%	<u>\$ 11,913,476.58</u>	<u>\$ 13,825,449.06</u>	<u>\$ 13,706,785.93</u>	<u>\$ 13,324,055.72</u>

CDE Lightband
Income Statement - Broadband Division
6/30/2020

	<u>6/30/2019 (R)</u>	<u>% Change</u>	<u>6/30/20</u>	<u>5/31/20</u>	<u>4/30/20</u>	<u>3/31/20</u>
Operating Revenue:						
Programming Revenue	\$ 338,112.99	28.72%	\$ 435,204.12	\$ 437,268.13	\$ 440,207.86	\$ 439,473.85
Internet Revenue	1,179,980.91	11.15%	1,311,504.07	1,295,429.63	1,285,568.32	1,272,890.37
Telephone Revenue	145,291.39	8.45%	157,568.53	152,643.68	152,332.52	152,737.80
Miscellaneous Fee Revenue	159,618.58	9.82%	175,290.60	86,815.12	111,555.87	136,281.35
Total Operating Revenues	<u>1,823,003.87</u>	14.07%	<u>2,079,567.32</u>	<u>1,972,156.56</u>	<u>1,989,664.57</u>	<u>2,001,383.37</u>
 Cost of Programming & Services	<u>689,283.85</u>	1.97%	<u>702,886.08</u>	<u>699,067.16</u>	<u>742,253.10</u>	<u>733,034.95</u>
Gross Revenue:	\$ 1,133,720.02	21.43%	\$ 1,376,681.24	\$ 1,273,089.40	\$ 1,247,411.47	\$ 1,268,348.42
Operating Expenses:						
Network Support Expense-Video	\$ 46,304.20	-16.83%	\$ 38,510.26	\$ 33,614.23	\$ 33,403.65	\$ 39,189.13
Network Support Expense-Internet	131,113.56	13.87%	149,297.98	319,053.34	141,900.78	138,237.22
Network Support Expense-Phone	16,108.32	-3.18%	15,595.60	15,589.46	15,571.04	15,620.16
Network Admin. & Oper. Expense	114,927.28	-1.96%	112,670.66	109,636.89	114,903.97	125,486.85
Building & Office Expense	8,047.00	0.00%	8,047.00	8,047.00	8,047.00	8,047.00
Depreciation & Amortization Expense	78,685.41	20.07%	94,473.99	92,161.05	89,443.49	92,631.49
General & Administrative Expense	217,813.63	71.14%	372,758.06	187,354.89	228,816.81	223,103.37
Station Apparatus Expense	151,594.22	-17.55%	124,989.19	118,461.25	93,845.62	101,722.68
Customer Service Expense	64,617.34	-17.17%	53,524.31	51,952.07	53,807.03	52,379.83
Marketing Expense	90,378.12	-1.29%	89,209.70	65,875.36	59,829.02	53,796.64
Total Operating Expenses	<u>\$ 919,589.08</u>	15.17%	<u>\$ 1,059,076.75</u>	<u>\$ 1,001,745.54</u>	<u>\$ 839,568.41</u>	<u>\$ 850,214.37</u>
Operating Income (Loss)	<u>\$ 214,130.94</u>	48.32%	<u>\$ 317,604.49</u>	<u>\$ 271,343.86</u>	<u>\$ 407,843.06</u>	<u>\$ 418,134.05</u>
 Interest Expense	11,504.12	-53.62%	5,335.27	5,462.30	5,411.57	4,041.91
Other Expenses - Tax Equivalent	31,760.55	-90.32%	3,073.09	3,073.09	3,073.09	3,073.09
Other Expense - Loss on Retirement of Equipment	\$ -		\$ -	\$ -	\$ -	\$ -
Total Other Expenses (Income)	<u>\$ 43,264.67</u>	-80.57%	<u>\$ 8,408.36</u>	<u>\$ 8,535.39</u>	<u>\$ 8,484.66</u>	<u>\$ 7,115.00</u>
Net Income (Loss)	<u>\$ 170,866.27</u>	80.96%	<u>\$ 309,196.13</u>	<u>\$ 262,808.47</u>	<u>\$ 399,358.40</u>	<u>\$ 411,019.05</u>
EBITDA	<u>\$ 292,816.35</u>		<u>\$ 412,078.48</u>	<u>\$ 363,504.91</u>	<u>\$ 497,286.55</u>	<u>\$ 510,765.54</u>

<p style="text-align: center;">CDE Lightband Cash Flow Statement - Broadband Division June 30, 2020</p>
--

RECONCILIATION OF OPERATING INCOME TO
NET CASH PROVIDED BY OPER ACTIVITIES:

Operating income (loss)	\$ 317,604.49
Adjustments to reconcile oper income to cash provided (used) by operating activities	
Depreciation and amortization	94,473.99
Changes in:	
Accounts receivable	48,475.22
Advances to Electric	(218,062.54)
Inventory	7,404.90
Accounts payable	471,354.87
Accrued expenses	77,688.52
Customer deposits	(150.00)
Other	<u>7,771.58</u>
Net Cash From Operating Activities	<u>806,561.03</u>

CASH FLOWS FROM FINANCING ACTIVITIES:

Payment of long term debt	(2,750,000.00)
Additions to plant	<u>(396,348.90)</u>
Net Cash Used by Financing Activities	<u>(3,146,348.90)</u>

NET DECREASE IN CASH AND CASH EQUIVALENTS \$ (2,339,787.87)

CASH AND CASH EQUIVALENTS - BEG OF MONTH 6,084,029.66

CASH AND CASH EQUIVALENTS - END OF MONTH \$ 3,744,241.79

CDE Lightband
Rolling 4 Month Balance Sheet - Electric Division
June 30, 2020

	<i>Prior Year</i>					
	<u>6/30/2019 (R)</u>	<u>% Change</u>	<u>6/30/2020</u>	<u>5/31/2020</u>	<u>4/30/2020</u>	<u>3/31/2020</u>
UTILITY PLANT						
1 Electric Plant	\$ 296,224,657.21	7.56%	\$ 318,626,028.37	\$ 314,177,448.60	\$ 312,985,684.70	\$ 311,730,311.37
2 Less Depreciation	(101,024,118.13)	7.36%	(108,459,751.31)	(107,939,705.49)	(107,433,297.24)	(106,480,470.76)
3 Total	\$195,200,539.08	7.67%	\$210,166,277.06	\$206,237,743.11	\$205,552,387.46	\$205,249,840.61
4 Unamortized acq. adj.	72,108.72	-50.00%	36,054.36	39,058.89	42,063.42	45,067.95
6 Total Plant - Net	\$195,272,647.80	7.65%	\$210,202,331.42	\$206,276,802.00	\$205,594,450.88	\$205,294,908.56
OTHER PROPERTY AND INVESTMENTS						
8 Interdivisional loan	6,645,931.13	-56.43%	2,895,931.13	5,645,931.13	5,645,931.13	5,645,931.13
9 Sinking Funds	10,356,727.39	-0.89%	10,264,776.70	8,763,793.86	7,263,370.21	7,263,063.20
12 Other Special Funds	-		-	-	-	-
13 Total	17,002,658.52	-22.60%	13,160,707.83	14,409,724.99	12,909,301.34	12,908,994.33
CURRENT AND ACCRUED ASSETS						
14 General Cash/temp cash investments	12,707,123.14	-18.26%	10,386,294.64	9,971,177.02	9,740,134.21	5,935,136.64
14.1 Reserved Cash	23,164,910.13	-2.94%	22,483,758.22	22,313,993.48	22,170,470.04	22,076,543.77
15 Accounts Receivable	12,916,453.18	2.23%	13,204,691.74	11,891,719.73	10,406,174.16	11,779,432.47
16 Materials and Supplies	3,461,504.71	-10.53%	3,097,100.13	3,754,240.85	3,970,214.37	3,944,763.73
18 Other Current Assets	23,242,280.77	-13.66%	20,067,650.18	18,666,665.80	21,928,767.57	27,508,377.97
19 Total	75,492,271.93	-8.28%	69,239,494.91	66,597,796.88	68,215,760.35	71,244,254.58
DEFERRED DEBITS						
22 Clearing Accounts	-		20,957.52	21,795.81	22,634.10	23,472.39
24 Energy Service Loans Rec	2,543,106.81	-35.22%	1,647,303.76	1,715,381.63	1,771,500.91	1,821,657.93
26 Other Deferred Debits	4,275,158.87	-10.06%	3,844,963.02	3,891,771.40	3,916,420.43	3,993,132.91
27 Total	6,818,265.68	-19.14%	5,513,224.30	5,628,948.84	5,710,555.44	5,838,263.23
28 TOTAL ASSETS & OTHER DEBITS	<u>\$294,585,843.93</u>	<u>1.20%</u>	<u>\$298,115,758.46</u>	<u>\$292,913,272.71</u>	<u>\$292,430,068.01</u>	<u>\$295,286,420.70</u>

CAPITAL

EARNINGS REINVESTED IN SYSTEM ASSETS

33 Beginning of year	171,989,065.77	5.62%	181,656,853.69	181,656,853.69	181,656,853.69	181,656,853.69
34 Current Year to Date	<u>9,667,787.92</u>	11.46%	<u>10,775,694.42</u>	<u>11,430,639.51</u>	<u>11,440,890.84</u>	<u>10,557,394.47</u>
35 Total	181,656,853.69	5.93%	192,432,548.11	193,087,493.20	193,097,744.53	192,214,248.16

Long Term Debt

39.1 Bonds and other Long Term Debt	62,600,000.00	-4.89%	59,540,000.00	59,540,000.00	59,540,000.00	59,540,000.00
40 Debt Premium and discount	<u>8,031,949.94</u>	-7.39%	<u>7,438,729.94</u>	<u>7,488,164.94</u>	<u>7,537,599.94</u>	<u>7,587,034.94</u>
41 Total	70,631,949.94	-5.17%	66,978,729.94	67,028,164.94	67,077,599.94	67,127,034.94

OTHER NON-CURRENT LIABILITIES

39.2 Post Retirement Benefits	1,629,152.62	6.49%	1,734,863.91	1,589,878.10	1,593,112.80	1,599,084.94
42 Energy Service Loans - Advances	<u>2,630,809.67</u>	-34.53%	<u>1,722,512.95</u>	<u>1,780,622.60</u>	<u>1,831,115.92</u>	<u>1,897,886.93</u>
44 Total	4,259,962.29	-18.84%	3,457,376.86	3,370,500.70	3,424,228.72	3,496,971.87

CURRENT AND ACCRUED LIABILITIES

46 Accounts Payable	27,161,988.15	-11.66%	23,996,063.30	18,354,375.25	17,913,113.98	21,821,941.13
47 Customer Deposits	6,821,459.19	4.77%	7,146,827.23	7,120,091.19	7,090,010.76	7,051,277.43
52.2 Interest Accrued - Other	866,770.80	-3.50%	836,408.36	627,306.27	418,204.18	209,102.09
53 Other Current Liabilities	<u>3,186,859.87</u>	2.54%	<u>3,267,804.66</u>	<u>3,325,341.16</u>	<u>3,409,165.90</u>	<u>3,365,845.08</u>
54 Total	38,037,078.01	-7.33%	35,247,103.55	29,427,113.87	28,830,494.82	32,448,165.73

58 TOTAL LIABILITIES AND OTHER CREDITS	<u>\$ 294,585,843.93</u>	1.20%	<u>\$ 298,115,758.46</u>	<u>\$ 292,913,272.71</u>	<u>\$ 292,430,068.01</u>	<u>\$ 295,286,420.70</u>
--	--------------------------	-------	--------------------------	--------------------------	--------------------------	--------------------------

CDE Lightband
Revenues and Expenses - Electric Division
6/30/2020

	<i>Prior Year</i>		<i>Prior 3 Months</i>			
	<u>6/30/2019 (R)</u>	<u>% Change</u>	<u>6/30/2020</u>	<u>5/31/2020</u>	<u>4/30/2020</u>	<u>3/31/2020</u>
OPERATING REVENUE						
59 Electric Sales Revenue	14,223,618.12	-3.32%	13,751,849.83	11,228,037.27	11,201,767.95	13,393,257.15
60 Revenue from Late Payments	74,026.88	5.51%	78,105.16	(1,205.87)	123,335.35	126,181.94
61 Misc Service Revenue	82,745.11	59.72%	132,158.37	35,223.56	41,112.93	90,745.90
62 Rent from Electric Property	338,344.05	-8.14%	310,790.37	311,533.31	310,250.05	309,709.73
63 Other Electric Revenue	1.15	<u>1162777.39%</u>	13,373.09	0.37	(12.59)	0.11
64 Total Operating Revenue	<u>14,718,735.31</u>	-2.94%	<u>14,286,276.82</u>	<u>11,573,588.64</u>	<u>11,676,453.69</u>	<u>13,919,894.83</u>
PURCHASED POWER						
65 Total Power Cost	10,980,565.71	-4.38%	10,499,262.53	8,082,474.83	7,159,182.86	8,038,790.54
OPERATING EXPENSE						
66 Transmission Expense	5,276.81	47.38%	7,776.99	6,457.36	6,061.70	6,079.36
67 Distribution Expense	424,757.74	-17.41%	350,787.61	356,291.62	297,731.09	350,974.82
68 Customer Accounts Expense	360,232.70	0.62%	362,478.27	294,985.08	310,005.59	340,412.55
69 Cust. Service and Inf. Exp.	43,765.04	-14.68%	37,339.73	26,498.78	33,379.51	33,598.00
70 Sales Expense	12,556.02	-38.21%	7,758.21	8,337.66	9,723.63	11,855.47
71 Admin. And General Expense	601,414.77	<u>94.49%</u>	<u>1,169,703.00</u>	<u>394,875.19</u>	<u>600,707.76</u>	<u>372,275.86</u>
72 Operating Expense	<u>1,448,003.08</u>	33.69%	<u>1,935,843.81</u>	<u>1,087,445.69</u>	<u>1,257,609.28</u>	<u>1,115,196.06</u>
MAINTENANCE EXPENSE						
73 Transmission Expense	2,598.91	16.49%	3,027.51	4,722.24	7,765.09	4,583.28
74 Distribution Expense	538,980.81	-25.34%	402,385.42	389,959.33	357,053.72	268,912.23
75 Admin. and General Expense	327,156.23	<u>-16.78%</u>	<u>272,265.94</u>	<u>210,677.21</u>	<u>203,567.45</u>	<u>197,641.19</u>
76 Maintenance Expense	<u>868,735.95</u>	-21.99%	<u>677,678.87</u>	<u>605,358.78</u>	<u>568,386.26</u>	<u>471,136.70</u>
OTHER OPERATING EXPENSE						
77 Depreciation Expense	1,003,632.10	9.14%	1,095,411.76	1,092,568.10	1,090,446.52	1,071,511.72
78 Amort. of Acquisition Adjust.	3,004.53	0.00%	3,004.53	3,004.53	3,004.53	3,004.53
79 Taxes and Tax Equivalents	502,489.88	<u>12.61%</u>	<u>565,878.68</u>	<u>558,733.91</u>	<u>561,656.57</u>	<u>560,584.32</u>
80 Total other oper. Expense	<u>1,509,126.51</u>	10.28%	<u>1,664,294.97</u>	<u>1,654,306.54</u>	<u>1,655,107.62</u>	<u>1,635,100.57</u>
Total operating expense and 81 purchased power	<u>14,806,431.25</u>	-0.20%	<u>14,777,080.18</u>	<u>11,429,585.84</u>	<u>10,640,286.02</u>	<u>11,260,223.87</u>
INCOME						
82 Operating Income	(87,695.94)	459.66%	(490,803.36)	144,002.80	1,036,167.67	2,659,670.96
83 Other Income	<u>75,719.47</u>	-66.08%	<u>25,684.42</u>	<u>25,565.70</u>	<u>28,609.26</u>	<u>44,050.02</u>
84 Total Income	(11,976.47)	3783.61%	(465,118.94)	169,568.50	1,064,776.93	2,703,720.98
85 Misc Income Deductions	<u>(6,250.00)</u>		<u>(10,000.00)</u>	-	<u>(1,500.00)</u>	-
86 Net Income before debt expense	<u>(18,226.47)</u>	2506.75%	<u>(475,118.94)</u>	<u>169,568.50</u>	<u>1,063,276.93</u>	<u>2,703,720.98</u>
DEBT EXPENSE						
90 Interest on Long Term Debt	235,270.09	-3.23%	227,679.48	227,679.48	227,679.48	182,135.78
92 Other Interest Expense	1,532.87	3.18%	1,581.67	1,575.35	1,536.08	1,603.12
93 Amort. of Debt Disc. and Exp.	-		-	-	-	-
94 Amort. of Prem. on Debt	<u>(49,435.00)</u>	0.00%	<u>(49,435.00)</u>	<u>(49,435.00)</u>	<u>(49,435.00)</u>	<u>(49,435.00)</u>
95 Total Debt Expense	<u>187,367.96</u>	-4.03%	<u>179,826.15</u>	<u>179,819.83</u>	<u>179,780.56</u>	<u>134,303.90</u>
NET INCOME						
96 Income before Extraord. Items	(205,594.43)	218.56%	(654,945.09)	(10,251.33)	883,496.37	2,569,417.08
97 Extraordinary Items	-		-	-	-	-
98 Net Income	<u>(205,594.43)</u>	218.56%	<u>(654,945.09)</u>	<u>(10,251.33)</u>	<u>883,496.37</u>	<u>2,569,417.08</u>

<p style="text-align: center;">CDE Lightband Cash Flow Statement - Electric Division June 30, 2020</p>

RECONCILIATION OF OPERATING INCOME TO
NET CASH PROVIDED BY OPER ACTIVITIES:

Operating income	\$ (490,803.36)
Adjustments to reconcile oper income to cash provided (used) by operating activities	
Depreciation and amortization	1,098,416.29
Changes in:	
Accounts receivable	(1,312,972.01)
Materials and supplies	657,140.72
Interdivisional loan	2,750,000.00
Accounts receivable - TVA Energy Service Loans	68,077.87
Advances - TVA Energy Service Loans	(58,109.65)
Prepayments	-
Other current assets	(1,517,479.44)
Accounts payable	5,641,688.05
Accrued expenses	209,102.09
Customer deposits	26,736.04
Other postemployment benefits	144,985.81
Other	<u>(57,536.50)</u>
Net Cash Provided by Operating Activities	<u>7,159,245.91</u>

CASH FLOWS FROM FINANCING ACTIVITIES:

Additions to plant	(5,023,945.71)
Payment of long-term debt	<u>(49,435.00)</u>
Net Cash used by Financing Activities	<u>(5,073,380.71)</u>

NET INCREASE IN CASH AND CASH EQUIVALENTS \$ 2,085,865.20

CASH AND CASH EQUIVALENTS - BEG OF MONTH 41,048,964.36

CASH AND CASH EQUIVALENTS - END OF MONTH \$ 43,134,829.56

CASH AND CASH EQUIVALENTS CONSIST OF:

Sinking Funds	10,264,776.70
Construction Funds	-
General cash/temp cash investments	10,386,294.64
Reserved Cash	<u>22,483,758.22</u>
	<u>\$ 43,134,829.56</u>

CDE Lightband Subscriber Analysis
April 2020 -June 2020

Service	April 2020							May 2020							June 2020						
	April Actual	April Budget	April Variance	Net Gain Over Prev. Month	% Growth to Budget	April Prior Year Actual	Growth % Year Over Year	May Actual	May Budget	May Variance	Net Gain Over Prev. Month	% Growth to Budget	May Prior Year Actual	Growth % Year Over Year	June Actual	June Budget	June Variance	Net Gain Over Prev. Month	% Growth to Budget	June Prior Year Actual	Growth % Year Over Year
Video (Total)	5,314	5,303	11	(516)	0%	5,248	1%	5,312	5,303	9	(2)	0%	5,220	2%	5,255	5,335	(80)	(57)	-1%	5,199	1%
Lightband Basic	376	316	60	(59)	19%	367	2%	375	316	59	(1)	19%	372	1%	366	318	48	(9)	15%	374	-2%
Lightband Plus	1,822	1,579	243	(234)	15%	1,811	1%	1,817	1,579	238	(5)	15%	1,834	-1%	1,787	1,590	197	(30)	12%	1,842	-3%
Lightband Extra	2,545	3,369	(824)	(251)	-24%	3,032	-16%	2,532	3,369	(837)	(13)	-25%	2,979	-15%	2,476	3,392	(916)	(56)	-27%	2,949	-16%
Streaming Services	541	0	541	28	0%	0	0%	558	0	558	17	0%	0	0%	596	0	596	38	0%	0	0%
Other Pkgs	30	39	(9)	0	-23%	38	-21%	30	39	(9)	0	-23%	35	-14%	30	35	(5)	0	-14%	34	-12%
Internet (Total)	22,317	22,215	102	84	0%	21,168	5%	22,421	22,334	87	104	0%	21,210	6%	23,007	22,454	553	586	2%	21,340	8%
Residential Internet	20,636	20,499	137	77	1%	19,645	5%	20,727	20,599	128	91	1%	19,674	5%	21,307	20,694	613	580	3%	19,785	8%
Business Internet	1,681	1,716	(35)	7	-2%	1,523	10%	1,694	1,735	(41)	13	-2%	1,536	10%	1,700	1,760	(60)	6	-3%	1,555	9%
Phone (Total)	2,536	2,616	(80)	(8)	-3%	2,551	-1%	2,539	2,636	(97)	3	-4%	2,548	0%	2,540	2,653	(113)	1	-4%	2,552	0%
Residential Phone	1,762	1,808	(46)	(7)	-3%	1,828	-4%	1,760	1,812	(52)	(2)	-3%	1,817	-3%	1,754	1,810	(56)	(6)	-3%	1,809	-3%
Business Phone	774	808	(34)	(1)	-4%	723	7%	779	824	(45)	5	-5%	731	7%	786	843	(57)	7	-7%	743	6%
Total Broadband Customers	23,753	22,860	893	107	4%	22,132	7%	23,971	22,290	1,681	218	8%	22,213	8%	23,913	22,970	943	(58)	4%	22,519	6%

ORDINANCE 7-2020-21

AN ORDINANCE REPEALING ORDINANCE 152-2006-07 ESTABLISHING A CAPITAL PROJECTS REVENUE DISTRICT (CPRD) AND CAPITAL IMPROVEMENT FUND

WHEREAS, the City Council created the CPRD in an effort to capture property tax growth in a specific area where the new hospital was developed off of Ted Crozier Sr. Boulevard and Dunlop Lane; and

WHEREAS, the City's formation of this district was intended to be similar to tax increment financing (TIF) district; and

WHEREAS, the CPRD has served as an accounting entry to move property tax revenue from the general fund into the CPRD fund where those funds are then transferred to the Debt Service Fund to pay General Obligation (GO) Bonds for various capital projects; and

WHEREAS, the City Council finds the best interest of the City is served by the repeal of the ordinance that created the CPRD and to account for said revenue/funds in the ordinary way in accordance with governmental accounting practices; and any associated debt shall continue to be the obligation of the City and will continue to be paid through the Debt Service Fund.

NOW, THEREFORE, BE IT ORDAINED BY THE CITY COUNCIL OF THE CITY OF CLARKSVILLE, TENNESSEE:

Ordinance 152-2006-07 is hereby repealed and that the Capital Projects Revenue District (CPRD) and the Capital Improvement Fund (CIF) special revenue fund is dissolved.

CPRD Fund

Decrease Revenue	4141000-31120	\$2,434,942
Decrease Expenditures	41410003-4911	\$2,434,942

General Fund

Increase 2020 Property Tax Revenue	100310-31120	\$2,434,942
Increase transfer to debt service fund	10470003-4911	\$2,434,942

Transfer unassigned fund balance from CPRD Fund to General Fund \$77,910*

*Balance may differ depending on the actual ending fund balance for FY20.

BE IT FURTHER ORDAINED The financial impact to the general fund is an increase in property tax revenue and an increase in transfer out to the debt service fund. These increases are offset by the decreases in the CPRD special revenue fund.

FIRST READING:

SECOND READING:

EFFECTIVE DATE:

ORDINANCE 152-2006-07

AN ORDINANCE CREATING A SPECIAL REVENUE FUND OR SEPARATE ACCOUNTING FOR DESIGNATED PROPERTY TAX REVENUES RESULTING FROM THE GROWTH IN THE CAPITAL PROJECT REVENUE DISTRICT

WHEREAS, the Capital Project Revenue District ("CPRD") is described in Exhibits A, B, and C (the "Exhibits"). The area described in the Exhibits is expected to experience significant growth due to the development properties; and

WHEREAS, the development of the properties in the CPRD as described in the Exhibits will result in an increase in the assessed values of the properties in the CPRD; and

WHEREAS, the increase in assessed property values will result in increased property tax collections from the properties within the CPRD; and

WHEREAS, it is the desire of the Clarksville City Council to establish a Capital Improvements Fund (CIF) to provide a funding mechanism for which city-wide capital improvements can be facilitated, funded from the growth in CPRD's tax base.

NOW, THEREFORE, BE IT ORDAINED BY THE CITY COUNCIL OF THE CITY OF CLARKSVILLE, TENNESSEE:

That the property tax revenues attributed to the increase in the City of Clarksville's assessed property values for real property in the CPRD shall be credited to a special revenue fund for the purpose of funding capital improvements as determined and approved by the Clarksville City Council or the funding of debt service for general obligation debt issued on or after July 1, 2007 for capital improvements that would qualify for funding under the provisions of this Ordinance. For the purpose this section, real property shall be defined as all land and improvements to the land, excluding personal property.

BE IT FURTHER ORDAINED that the special revenue fund created by the provisions of this Ordinance shall be known as the Capital Improvements Fund (CIF).

BE IT FURTHER ORDAINED that the area described and identified in Exhibits A, Exhibit B, and Exhibit C describe the Capital Project Revenue District (CPRD).

BE IT FURTHER ORDAINED that capital improvements funded from the Capital Improvements Fund (CIF) must

- (1) Have an economic life of ten (10) years or more or

- (2) Result in the increase in or the extension of the economic life of an existing asset by ten (10) or more years; and
- (3) The cost of acquiring the asset must be \$500,000 or more.

Expenditures which neither materially add to the value of property or the capital assets (cost less than \$500,000) nor appreciably prolong an assets economic life or extend life ten (10) or more years (estimated life of expenditure is less than ten (10) years), but merely keeps the asset in an ordinary efficient operating condition are considered maintenance costs and shall not be capitalized nor shall such expenditures be funded from this fund. All new construction, additions, and betterments or increases in infrastructure not qualifying for capitalization as provided for within the provisions of this Ordinance shall be charged to maintenance or other non-capital account within an appropriate department of the general fund's operating budget.

BE IT FURTHER ORDAINED that capital improvements meeting the ten (10) years economic or useful life criteria and costing \$500,000 or more to acquire shall include but shall not be limited to:

- (1) The construction of, the rehabilitation of, or the improvements to the city's streets, bridges, street lighting, sidewalks, rights-of-way acquisitions, property acquisitions, easement acquisitions, and all other infrastructure improvements or acquisitions which will result in the acquisition of capital assets or in the extension of the useful life of existing capital assets.
- (2) The acquisition of capital assets with physical properties of a permanent nature, such as buildings, structural attachments, facility improvements, and parking areas are included in this category. Structures and improvements are capitalized when the total cost, including all expenditures necessary for the asset's acquisition is \$500,000 or more and the asset acquired has an economic life is ten (10) years or more.
- (3) The construction of, rehabilitation of, or improvements to the city's parks and recreation facilities, parks and playgrounds that meets the useful life criteria and minimum cost threshold as found within this Ordinance.
- (4) The construction of, rehabilitation of, or improvements to the city's general government's municipal buildings that meets the useful life criteria and minimum cost threshold as found within this Ordinance.
- (5) The eligible cost described in this section shall include the following costs which are necessary to complete the capital improvement shall include but shall not be limited to:

- a. Engineering fees
- b. Surveyor fees
- c. Architect fees
- d. Permits and licenses
- e. Appurtenances (i. e. , traffic signs, signals, street signs, and grade separations)
- f. Legal fees related to eminent domain proceedings
- g. Closing costs for all property acquisitions required for the capital improvement.
- h. Preparation costs
- i. Freight or other transportation charges
- j. Sales, use and transportation taxes
- k. Installation costs (professional fees)
- l. Feasibility studies
- m. Other miscellaneous costs which are necessary to put the capital asset acquired into operation or service.

(6) Other capital expenditures meeting the useful life and minimum cost criteria of this section as may be voted on and approved by the Clarksville City Council may be funded from the CIF.

(7) The CIF will reimburse to the appropriate governmental fund the cost of non-qualifying but necessary expenditures of a CIF funded project upon the project's approval by the Clarksville City Council.

BE IT FURTHER ORDAINED that the revenues of the Capital Improvements Fund (CIF) shall be used to pay debt service on debt issued on or after July 1, 2007 which was issued to acquire capital improvements that qualified for funding under the provisions of this Ordinance.

BE IT FURTHER ORDAINED that the funds credited to the Capital Improvement Fund shall be from those property tax revenues received during the fiscal year in which they became due and that are attributed to or that are the result of the increase in the total assessed value of all real property in the CPRD. For the purpose this section real property shall be defined as all land and improvements to the land, excluding personal property.

The calculation of the increase in the property tax revenues due to or that is a result of the increase in the total assessed properties in the CPRD will be as follows:

- (1) The assessed values of the real properties in the City of Clarksville in the CPRD shall be determined on or about July 1, 2007. The measurement date for the assessed values of real property will be for the 2007 Tax Year. The total assessed values of real property determined for the 2007 Tax Year shall become the total base year assessed value for which increases or decreases in assessed


values in the CPRD will be measured and the corresponding property taxes due to changes in the assessed values in the CPRD will be calculated. The 2007 Tax Year will become the base tax year, the 2007 total of assessed values for real property in the CPRD will be the total base year assessed value, and the tax rate applicable to the 2007 Tax Year will be the base year tax rate.

- (2) On or about July 1 of tax years after the 2007 Tax Year, the total assessed value of all real properties in the CPRD shall be determined. The change (increase or decrease) in the total assessed value shall be calculated by subtracting the total base year assessed value determined in (1) from the most recent June 1 total assessed value for real property in the CPRD. The change in the total assessed value of real property will be divided by \$100, the resulting quotient that will then be multiplied by the base year tax rate (tax rate applicable to the tax year 2007) to determine the increase or decrease in taxes due to growth in the area described in the CPRD.
- (3) The level of funding to the CIF each year shall be based solely on the increase in the assessed values in the CPRD. Tax rate increase shall be factored out of any calculation to be received by CPRD. Funding of CPRD shall be based on growth and the tax rate applicable to the tax year 2007.
- (4) In the year of the tax levy, the city will not collect 100% of the original tax levy due to adjustments in the assessed values and taxpayers choosing to not pay in the year of the tax levy. The Commissioner of Finance and Revenue shall draft rules and methodology to be approved by the Mayor and the Finance and Administration Committee for calculating an amount of the property taxes due to the CIF each year that will recognize to the greatest extent possible the impact of changes in assessed values and taxes not collected in the fiscal year in which the property tax is levied and becomes due.
- (5) Steps 1 through 4 as stated in this section shall apply in the fiscal year in which the property taxes are levied and become due. After the close of the fiscal year at June 30 under existing generally accepted accounting principles and consistent with any rules and policies as may have been drafted by the Commissioner of Finance and Revenue and approved by the Mayor and the Finance and Administration Committee, the amount of the transfer will be calculated and will be made to the CIF based on calculations detailed in paragraphs 1 through 4 of this section, effective for and applicable to the fiscal year ending on June 30 in which the taxes became due on October 1. Transfer of equal to the property taxes due to growth in the CPRD, as calculated paragraphs (1) through (4) will be made at the close of the fiscal year in which the taxes became due or no later than the December 31 following the June 30 fiscal year ending date. Taxes not collected by the close of the fiscal year in which the taxes became due, if later collected will be deposited and credited to the general fund.

BE IT FURTHER ORDAINED that for the fiscal year ending on June 30, 2008 and for the tax year 2007, the prepayment of the property taxes paid by Gateway Hospital or its successor shall be credited to the Capital Improvement Fund. Upon receipt by the CIF of the prepayment, the funds shall be available to the CIF to fund capital improvement expenditures and/or debt service as may be provided for within this Ordinance. Prepayment of any property tax by Gateway Hospital or its successor, received prior to the tax year for which the property tax is due, shall be recognized as deferred revenue and recognition of revenue by the CIF shall in accordance with generally accepted accounting principles.

BE IT FURTHER ORDAINED that funds received pursuant to any inter-local agreement with Montgomery County, that results from the prepayment of Gateway Hospital or their successors to Montgomery County, when paid over to the City of Clarksville by Montgomery County, will be credited to the Capital Improvement Fund. The funds paid over to the City of Clarksville by Montgomery County will be revenues of the CIF when received.

BE IT FURTHER ORDAINED that Commissioner of Finance and Revenue, subject to the review and approval of the Mayor and Finance and Administration Committee, shall be authorized rule making authority to implement the provisions of this Ordinance and to resolve issues that may occur during the implementation and application of the provisions of this Ordinance.


Mayor

ATTEST:


City Clerk

<i>FIRST READING:</i>	June 14, 2007
<i>SECOND READING:</i>	July 12, 2007
<i>EFFECTIVE DATE:</i>	July 15, 2007

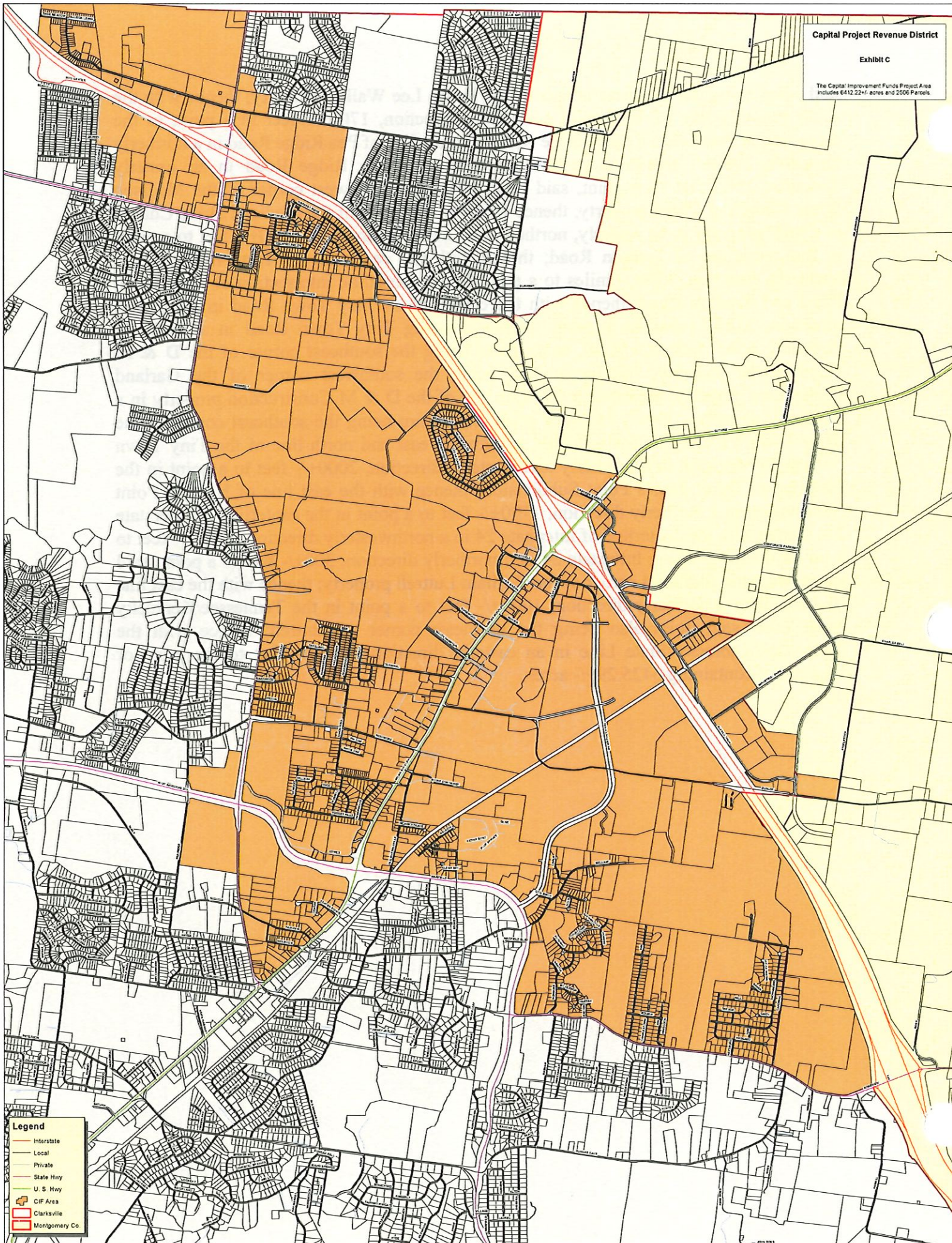
Beginning at a point in the Tennessee/Kentucky State Line and the centerline of Trenton Road; thence with the centerline of Trenton Road in a southerly direction, 1830+/- feet to a point; thence crossing Trenton Road in an easterly direction, 25+/- feet to a point in the eastern right-of-way of Trenton Road, said point being the southwest corner of lot 198 of Avalon Subdivision; thence with the south, west, south and west boundary of Avalon Subdivision in an easterly, southerly, easterly and southerly direction, 2000+/- feet to a point in the north right-of-way of Tylertown Road; thence crossing Tylertown Road in a southerly direction, 25+/- feet to a point in the centerline of Tylertown Road; thence with the centerline of Tylertown Road in an easterly direction, 2380+/- feet to a point; thence crossing Tylertown Road in a southerly direction, 25+/- feet to a point being in the southern right-of-way of Tylertown Road, said point also being the northeast corner of the Gary Cox property; thence with the east line of Cox in a southerly direction, 2346+/- feet to a point in the centerline of Interstate 24; thence with the centerline of Interstate 24 in a southeasterly direction, 9500+/- feet to a point; thence crossing Interstate 24 in an easterly direction, 217+/- feet to a point, said point being the existing City limits of Clarksville, said point also being the northwest corner of the Thomas Bateman property; thence with the existing City limits of Clarksville in a generally southeasterly direction, 2.36+/- miles to a point in the south right-of-way of R. J. Corman Railroad, said point also being in the north property line of the Precision Printing property; thence leaving the existing City limits of Clarksville with the north and east line of the Precision Printing property in a northeasterly and southeasterly direction, 2200+/- feet to a point in the centerline of Industrial Park Drive; thence with the centerline of Industrial Park Drive in a southwesterly direction, 500+/- feet to a point in the existing City limits of Clarksville; thence with the existing City limits of Clarksville in a southeasterly direction, 1160+/- feet to a point, said point being in the north property line of the Industrial Development Board property; thence leaving the existing City limits of Clarksville with the north property line of the Industrial Development Board property in an easterly direction, 950+/- feet to a point in the centerline of International Boulevard; thence with the centerline of International Boulevard in a southerly direction, 1140+/- feet to a point; thence crossing International Boulevard in an easterly direction, 45+/- feet to a point being the northwest corner of the Wilderness Investors property; thence with the north, east and south line of the Wilderness Investors property in an easterly, southerly, and westerly direction, 2550+/- feet to a point in the existing City limits of Clarksville, said point also being in the north right-of-way of Dunlop Lane; thence with the existing City limits of Clarksville in a generally westerly direction, 1900+/- feet to a point in the centerline of Interstate 24; thence leaving the existing City limits of Clarksville with the centerline of Interstate 24 in a southeasterly direction, 9400+/- feet to a point in the centerline intersection of Interstate 24 and Rossvie Road; thence with the centerline of Rossvie Road in a generally westerly direction, 2.28+/- miles to a point in the centerline intersection of Rossvie Road and Warfield Boulevard; thence with the centerline of Warfield Boulevard in a northerly and westerly direction, 1.56+/- miles to a point in the centerline intersection of Wilma Rudolph Boulevard and Warfield Boulevard; thence with the centerline of Wilma Rudolph Boulevard in a generally southwesterly direction, 4500+/- feet to a point in the centerline intersection of Trenton Road and Wilma Rudolph Boulevard; thence with the centerline of Trenton Road in a northerly direction, 3400+/- feet to a point; thence crossing Trenton Road in a westerly direction, 30+/- feet to a point,

said point being the southeast corner of the James Lee Walker property; thence with the south property line of Walker in a westerly direction, 1700+/- feet to a point in the centerline of Pea Ridge Road; thence with the centerline of Pea Ridge Road in a northerly direction, 2900+/- feet to a point; thence crossing Pea Ridge Road in an easterly direction, 25+/- feet to a point, said point being the northwest corner of the Madison Street Church of Christ property; thence with the north line of the Madison Street Church of Christ property in an easterly, northerly and easterly direction, 2000+/- feet to a point in the centerline of Trenton Road; thence with the centerline of Trenton Road in a northerly direction, 3.09+/- miles to a point in the centerline intersection of Tiny Town Road and Trenton Road; thence with the centerline of Tiny Town Road in a westerly direction, 3120+/- feet to a point; thence crossing Tiny Town Road in a northerly direction, 60+/- feet to a point, said point being the southeast corner of the D & M Construction property, said point also being the southwest corner of the Garland Quaintance property; thence with the east line of the D & M Construction property in a northerly direction, 330+/- feet to a point, said point being the southeast corner of the Tiny Town Village Subdivision; thence with the east and north line of the Tiny Town Village Subdivision in a northerly and westerly direction, 2000+/- feet to a point in the east line of the Hunter's Point Subdivision; thence with the east line of Hunters Point Subdivision in a northerly direction, 1700+/- feet to a point in the centerline of Interstate 24; thence with the centerline of Interstate 24 in a northwesterly direction, 2300+/- feet to a point; thence crossing Interstate 24 in a northerly direction, 300+/- feet to a point, said point being the southeast corner of the William Luttrell property; thence with the east line of Luttrell in a northerly direction, 1000+/- feet to a point in the Tennessee/Kentucky State Line, said point also being the northeast corner of Luttrell; thence with the Tennessee/Kentucky State Line in an easterly direction, 6100+/- feet to the point of beginning; containing 6425.29+/- acres.

Capital Project Revenue District

Exhibit C

The Capital Improvement Funds Project Area
includes 6412.22+/- acres and 2506 Parcels.



- Legend**
- Interstate
 - Local
 - Private
 - State Hwy
 - U. S. Hwy
 - CIF Area
 - Clarksville
 - Montgomery Co.

RESOLUTION 12-2020-21

A RESOLUTION REPEALING RESOLUTION 60-1992-93 (RESIDENTIAL DEVELOPMENT COMMISSION) AND APPROVING THE FORMATION OF THE LAND REGULATION ADVISORY COMMITTEE FOR THE CITY OF CLARKSVILLE AND MONTGOMERY COUNTY, TENNESSEE

WHEREAS, from time to time the subdivision regulations or zoning codes of the city or county text are updated by the City Council, County Commission, or Regional Planning Commission; and

WHEREAS, there is interest in establishing a working relationship with the City Council, County Commission, Regional Planning Commission, and the developers and home builders of the community to allow for an open exchange of ideas and concerns in order to implement orderly growth and address the future population expectations of the city and county; and

WHEREAS, the previously created Residential Development Commission has been obsolete but there is merit in updating its purpose.

NOW, THEREFORE, BE IT RESOLVED BY THE CITY COUNCIL OF THE CITY OF CLARKSVILLE, TENNESSEE:

That RESOLUTION 60-1992-93 is hereby repealed and replaced by this resolution.

BE IT FURTHER RESOLVED that a Land Regulation Advisory Committee be formed to act as follows:

Committee Composition: Beginning in September 2020, the Land Regulation Advisory Committee, hereafter known as the “Committee,” shall be comprised of 7 total members, 2 members of the Clarksville City Council, 2 members of the Montgomery County Commission, and 3 citizens of Montgomery County involved in land development, home building, or real estate and doing business in Montgomery County.

The City Council and County Commissioner representatives shall be selected to 2 year terms without succession, appointed by their respective mayors.

The citizen members shall be jointly appointed by the Clarksville City Mayor and the Montgomery County Mayor. These appointments shall be for 2 year terms without succession.

A chairman and vice-chairman shall be chosen by vote of the Committee. A term of chairman or vice-chairman shall last 1 year without succession.

Ex-officio membership on the Committee shall be comprised of the City Mayor, County Mayor, Director of the Regional Planning Commission, and Chairman of the Regional Planning Commission.

Purpose and Authority of the Committee: The Committee shall have no legal authority or policy-making authority with the City Council, County Commission, or Regional Planning Commission. The committee will be called to meet when significant changes to the text of the City Zoning Ordinance, County Zoning Resolution, or Montgomery County Subdivision Regulations are proposed. This meeting shall take place prior to the Regional Planning Commission meeting where the Public Hearing is scheduled. The committee shall act as a sounding board to solicit input from the elected officials and the development community regarding the proposed legislation.

The City Mayor or County Mayor may request the Committee to convene on a specific topic involving land development to solicit input prior to development or policy or legislation following the proper meeting notification contained herein.

Meetings of the Committee: The committee shall meet as required; at a minimum twice annually. The time and place of the meeting shall be posted at least 48 hours in advance on the City, County, and Regional Planning Commission calendars with a copy of the agenda and proposed legislation available for public review at the Regional Planning Commission office during normal business hours.

Governance: The Regional Planning Commission Director shall act as the secretary of the committee and be responsible for the agenda, notification, and minutes for each committee meeting. The order of business and conduct shall be governed by “Roberts Rules of Order”.

Compensation: No financial compensation will be provided by the Regional Planning Commission. City Councilmembers and County Commissioners may be compensated according to their individual rules of meeting procedures.

ADOPTED: